

SAP SE FUTURE (SAPJ) - EUX/C11

2024/07/17 18:46:14

Price
189.1699 EUR

Difference  **-2.15% (-4.15)**

General attributes

Symbol	SAPJC11
Exchange	Eurex
Currency	EUR
Security type	Future
Underlying	SAP SE
Maturity	05-2025
Contract size	100

Market data

Bid (Bid size)	- EUR (-)
Ask (Ask size)	- EUR (-)
Open	189.1699 EUR
High	189.1699 EUR
Low	189.1699 EUR
Close (prev. day)	193.3193 EUR
Underlying	SAP SE
Underlying price (date)	183.26 (24/07/17)
Settlement price (date)	189.17 (24/07/17)
Open Interest	0

Performance and Risk

	6m	1y	3y
Perf (%)	+28.29%	+42.51%	-
Perf (abs.)	+41.71	+56.42	-
Beta	-	-	-
Volatility	27.76	23.38	-

Futures and Options

Related Futures	-
Related Options	-

5y












Information about previous performance does not guarantee future performance.
Source: FactSet

Price data

Ø price 5 days Ø volume 5 days (pcs.)	192.8373 EUR (0)
Ø price 30 days Ø volume 30 days (pcs.)	187.6632 EUR (0)
Ø price 100 days Ø volume 100 days (pcs.)	179.7636 EUR (0)
Ø price 250 days Ø volume 250 days (pcs.)	150.4245 EUR (0)
YTD High date	194.9644 EUR (2024/07/12)
YTD Low date	139.0476 EUR (2024/01/04)
52 Weeks High date	194.9644 EUR (2024/07/12)
52 Weeks Low date	121.9194 EUR (2023/07/26)

Recent Research

on underlying	on sector	on market	
Date		Headline	Download
2024/07/15		Aktienempfehlungen Global	
2024/07/12		Global Equity Ratings	
2024/06/21		Global Equity Ratings	
2024/06/21		Aktienempfehlungen Global	
2024/06/14		Global Equity Ratings	