

SAP SE FUTURE (SAPJ) - EUX/C11

2024/07/15 18:41:43

Price
193.8957 EUR

Difference  **-0.55% (-1.07)**

General attributes

Symbol	SAPJC11
Exchange	Eurex
Currency	EUR
Security type	Future
Underlying	SAP SE
Maturity	05-2025
Contract size	100

Market data

Bid (Bid size)	- EUR (-)
Ask (Ask size)	- EUR (-)
Open	193.8957 EUR
High	193.8957 EUR
Low	193.8957 EUR
Close (prev. day)	194.9644 EUR
Underlying	SAP SE
Underlying price (date)	187.22 (24/07/16)
Settlement price (date)	193.90 (24/07/15)
Open Interest	0

Performance and Risk

	6m	1y	3y
Perf (%)	+31.71%	+45.68%	-
Perf (abs.)	+46.69	+60.79	-
Beta	-	-	-
Volatility	27.49	23.29	-

Futures and Options

Related Futures	-
Related Options	-

5y












Information about previous performance does not guarantee future performance.
Source: FactSet

Price data

Ø price 5 days Ø volume 5 days (pcs.)	- EUR (-)
Ø price 30 days Ø volume 30 days (pcs.)	186.6399 EUR (0)
Ø price 100 days Ø volume 100 days (pcs.)	179.0607 EUR (0)
Ø price 250 days Ø volume 250 days (pcs.)	149.7526 EUR (0)
YTD High date	194.9644 EUR (2024/07/12)
YTD Low date	139.0476 EUR (2024/01/04)
52 Weeks High date	194.9644 EUR (2024/07/12)
52 Weeks Low date	121.9194 EUR (2023/07/26)

Recent Research

on underlying	on sector	on market	
Date		Headline	Download
2024/07/15		Aktienempfehlungen Global	
2024/07/12		Global Equity Ratings	
2024/06/21		Global Equity Ratings	
2024/06/21		Aktienempfehlungen Global	
2024/06/14		Global Equity Ratings	