


ROYAL BANK OF CANADA FUTURE (RYFF) - EUX/C1

2024/07/16 18:51:03

Price
110.7962 USD

Difference  **-0.47% (-0.52)**

General attributes

Symbol RYFFC1
 Exchange Eurex
 Currency USD
 Security type Future
 Underlying ROYAL BANK OF CANADA
 Maturity 07-2024
 Contract size 100

Market data

Bid (Bid size) - USD (-)
 Ask (Ask size) - USD (-)
 Open 110.7962 USD
 High 110.7962 USD
 Low 110.7962 USD
 Close (prev. day) 111.3158 USD
 Underlying ROYAL BANK OF CANADA
 Underlying price (date) 151.68 (24/07/16)
 Settlement price (date) 110.80 (24/07/16)
 Open Interest 0

Performance and Risk

	6m	1y	3y
Perf (%)	+12.30%	+14.60%	-
Perf (abs.)	+12.19	+14.18	-
Beta	-	-	-
Volatility	20.64	19.27	-

Futures and Options

Related Futures -
 Related Options -












Information about previous performance does not guarantee future performance.
 Source: FactSet

Price data

Ø price 5 days | Ø volume 5 days (pcs.) - USD (-)
 Ø price 30 days | Ø volume 30 days (pcs.) 105.7273 USD (0)
 Ø price 100 days | Ø volume 100 days (pcs.) 100.0637 USD (0)
 Ø price 250 days | Ø volume 250 days (pcs.) 94.2313 USD (0)
 YTD High | date 111.5135 USD (2024/07/12)
 YTD Low | date 95.8480 USD (2024/02/13)
 52 Weeks High | date 111.5135 USD (2024/07/12)
 52 Weeks Low | date 79.3097 USD (2023/10/27)

Recent Research

on underlying		on sector	
Date		Headline	Download
2024/07/15		Aktienempfehlungen Global	
2024/07/12		Global Equity Ratings	
2024/06/21		Global Equity Ratings	
2024/06/21		Aktienempfehlungen Global	
2024/06/14		Global Equity Ratings	