

SAP SE FUTURE (SAPJ) - EUX/C1

2024/07/17 18:46:14

Price
183.3005 EUR

Difference  -2.13% (-3.98)

General attributes

Symbol	SAPJC1
Exchange	Eurex
Currency	EUR
Security type	Future
Underlying	SAP SE
Maturity	07-2024
Contract size	100

Market data

Bid (Bid size)	- EUR (-)
Ask (Ask size)	- EUR (-)
Open	183.3005 EUR
High	183.3005 EUR
Low	183.3005 EUR
Close (prev. day)	187.2821 EUR
Underlying	SAP SE
Underlying price (date)	183.26 (24/07/17)
Settlement price (date)	183.30 (24/07/17)
Open Interest	0

Performance and Risk

	6m	1y	3y
Perf (%)	+26.54%	+42.71%	-
Perf (abs.)	+38.45	+54.85	-
Beta	-	-	-
Volatility	27.60	23.07	-

Futures and Options

Related Futures	-
Related Options	-

5y












Information about previous performance does not guarantee future performance.
 Source: FactSet

Price data

Ø price 5 days Ø volume 5 days (pcs.)	186.8280 EUR (0)
Ø price 30 days Ø volume 30 days (pcs.)	181.8119 EUR (165)
Ø price 100 days Ø volume 100 days (pcs.)	175.5569 EUR (208)
Ø price 250 days Ø volume 250 days (pcs.)	147.3556 EUR (209)
YTD High date	188.8862 EUR (2024/07/12)
YTD Low date	136.6644 EUR (2024/01/04)
52 Weeks High date	188.8862 EUR (2024/07/12)
52 Weeks Low date	119.5923 EUR (2023/07/26)

Recent Research

on underlying	on sector	on market	
Date		Headline	Download
2024/07/15		Aktienempfehlungen Global	
2024/07/12		Global Equity Ratings	
2024/06/21		Global Equity Ratings	
2024/06/21		Aktienempfehlungen Global	
2024/06/14		Global Equity Ratings	