

SAP SE FUTURE (SAPJ) - EUX/C1

2024/04/30 18:39:53

Price
168.095 EURDifference  -1.03% (-1.74)

General attributes

Symbol	SAPJC1
Exchange	Eurex
Currency	EUR
Security type	Future
Underlying	SAP SE
Maturity	05-2024
Contract size	100

Market data

Bid (Bid size)	- EUR (-)
Ask (Ask size)	- EUR (-)
Open	168.095 EUR
High	168.095 EUR
Low	168.095 EUR
Close (prev. day)	169.839 EUR
Underlying	SAP SE
Underlying price (date)	176.46 (24/05/08)
Settlement price (date)	174.72 (24/05/08)
Open Interest	0

Performance and Risk

	6m	1y	3y
Perf (%)	+33.59%	+38.53%	-
Perf (abs.)	+42.26	+46.75	-
Beta	-	-	-
Volatility	22.42	20.87	-

Futures and Options

Related Futures	-
Related Options	-

5y












Information about previous performance does not guarantee future performance.
Source: FactSet

Price data

Ø price 5 days Ø volume 5 days (pcs.)	170.638 EUR (0)
Ø price 30 days Ø volume 30 days (pcs.)	174.117 EUR (225)
Ø price 100 days Ø volume 100 days (pcs.)	162.038 EUR (214)
Ø price 250 days Ø volume 250 days (pcs.)	140.870 EUR (308)
YTD High date	183.071 EUR (2024/03/26)
YTD Low date	136.664 EUR (2024/01/04)
52 Weeks High date	183.071 EUR (2024/03/26)
52 Weeks Low date	119.592 EUR (2023/07/26)

Recent Research

on underlying	on sector	on market	
Date		Headline	Download
2024/04/26		Global Equity Ratings	
2024/04/26		Aktienempfehlungen Global	
2024/04/03		Global Equity Ratings	
2024/04/03		Aktienempfehlungen Global	
2024/03/13		Global Equity Ratings	