

SAP SE FUTURE (SAPJ) - EUX/C1

2024/04/26 18:31:58

Price
172.4815 EURDifference  2.25% (3.79)

General attributes

| | |
|---------------|---------|
| Symbol | SAPJC1 |
| Exchange | Eurex |
| Currency | EUR |
| Security type | Future |
| Underlying | SAP SE |
| Maturity | 05-2024 |
| Contract size | 100 |

Market data

| | |
|-------------------------|-------------------|
| Bid (Bid size) | - EUR (-) |
| Ask (Ask size) | - EUR (-) |
| Open | 172.4815 EUR |
| High | 172.4815 EUR |
| Low | 172.4815 EUR |
| Close (prev. day) | 168.6915 EUR |
| Underlying | SAP SE |
| Underlying price (date) | 174.00 (24/04/26) |
| Settlement price (date) | 172.48 (24/04/26) |
| Open Interest | 0 |

Performance and Risk

| | 6m | 1y | 3y |
|-------------|---------|---------|----|
| Perf (%) | +37.92% | +43.49% | - |
| Perf (abs.) | +47.42 | +52.28 | - |
| Beta | - | - | - |
| Volatility | 22.22 | 20.81 | - |

Futures and Options

| | |
|-----------------|---|
| Related Futures | - |
| Related Options | - |

5y













Information about previous performance does not guarantee future performance.
Source: FactSet

Price data

| | |
|---|---------------------------|
| Ø price 5 days Ø volume 5 days (pcs.) | 170.6558 EUR (0) |
| Ø price 30 days Ø volume 30 days (pcs.) | 174.4141 EUR (275) |
| Ø price 100 days Ø volume 100 days (pcs.) | 161.5963 EUR (284) |
| Ø price 250 days Ø volume 250 days (pcs.) | 140.4877 EUR (308) |
| YTD High date | 183.0714 EUR (2024/03/26) |
| YTD Low date | 136.6644 EUR (2024/01/04) |
| 52 Weeks High date | 183.0714 EUR (2024/03/26) |
| 52 Weeks Low date | 119.5923 EUR (2023/07/26) |

Recent Research

| on underlying | on sector | on market | |
|---------------|---|---------------------------|---|
| Date | | Headline | Download |
| 2024/04/26 |  | Global Equity Ratings |  |
| 2024/04/26 |  | Aktienempfehlungen Global |  |
| 2024/04/03 |  | Global Equity Ratings |  |
| 2024/04/03 |  | Aktienempfehlungen Global |  |
| 2024/03/13 |  | Global Equity Ratings |  |