

# ROYAL DUTCH SHELL FUTURE (R6CF) - EUX/C11

2024/07/26 18:35:45

Price  
**32.8222** EUR

Difference  0.43% (0.14)

### General attributes

Symbol	R6CFC11
Exchange	Eurex
Currency	EUR
Security type	Future
Underlying	SHELL PLC
Maturity	06-2025
Contract size	100

### Market data

Bid (Bid size)	- EUR (-)
Ask (Ask size)	- EUR (-)
Open	32.8222 EUR
High	32.8222 EUR
Low	32.8222 EUR
Close (prev. day)	32.6804 EUR
Underlying	SHELL PLC
Underlying price (date)	33.065 (24/07/26)
Settlement price (date)	32.82 (24/07/26)
Open Interest	0

### Performance and Risk

	6m	1y	3y
Perf (%)	+15.36%	+16.64%	-
Perf (abs.)	+4.37	+4.68	-
Beta	-	-	-
Volatility	16.11	17.73	-

### Futures and Options

Related Futures	-
Related Options	-

5y












Information about previous performance does not guarantee future performance.  
Source: FactSet

### Price data

Ø price 5 days   Ø volume 5 days (pcs.)	32.8034 EUR (0)
Ø price 30 days   Ø volume 30 days (pcs.)	32.9131 EUR (0)
Ø price 100 days   Ø volume 100 days (pcs.)	32.1742 EUR (0)
Ø price 250 days   Ø volume 250 days (pcs.)	30.3049 EUR (0)
YTD High   date	34.3675 EUR (2024/04/12)
YTD Low   date	27.5635 EUR (2024/01/19)
52 Weeks High   date	34.3675 EUR (2024/04/12)
52 Weeks Low   date	27.1106 EUR (2023/08/02)

### Recent Research

on sector		
Date	Headline	Download
2024/07/26	 Equity Weekly	
2024/07/24	 Global Equity Ratings	
2024/07/24	 Aktienempfehlungen Global	
2024/07/15	 Aktienempfehlungen Global	
2024/07/12	 Equity Weekly	