

## BANCO SANTANDER S.A. FUTURE (SANH) - EUX/C12

2024/07/26 18:35:49

Price  
**4.5125** EURDifference  -0.56% (-0.03)

## General attributes

Symbol	SANHC12
Exchange	Eurex
Currency	EUR
Security type	Future
Underlying	BANCO SANTANDER SA
Maturity	07-2025
Contract size	100

## Market data

Bid (Bid size)	- EUR (-)
Ask (Ask size)	- EUR (-)
Open	4.5125 EUR
High	4.5125 EUR
Low	4.5125 EUR
Close (prev. day)	4.5378 EUR
Underlying	BANCO SANTANDER SA
Underlying price (date)	4.53 (24/07/26)
Settlement price (date)	4.51 (24/07/26)
Open Interest	0

## Performance and Risk

	6m	1y	3y
Perf (%)	+24.41%	+23.01%	-
Perf (abs.)	+0.89	+0.84	-
Beta	-	-	-
Volatility	28.45	24.93	-

## Futures and Options

Related Futures	-
Related Options	-

5y












Information about previous performance does not guarantee future performance.  
Source: FactSet

## Price data

Ø price 5 days   Ø volume 5 days (pcs.)	4.5629 EUR (0)
Ø price 30 days   Ø volume 30 days (pcs.)	4.4594 EUR (0)
Ø price 100 days   Ø volume 100 days (pcs.)	4.4293 EUR (0)
Ø price 250 days   Ø volume 250 days (pcs.)	3.8770 EUR (0)
YTD High   date	4.8610 EUR (2024/04/26)
YTD Low   date	3.5443 EUR (2024/01/29)
52 Weeks High   date	4.8610 EUR (2024/04/26)
52 Weeks Low   date	3.3595 EUR (2023/10/24)

## Recent Research

on underlying	on sector	on market	
Date		Headline	Download
2024/07/24		Global Equity Ratings	
2024/07/24		Aktienempfehlungen Global	
2024/07/15		Aktienempfehlungen Global	
2024/07/12		Global Equity Ratings	
2024/06/21		Global Equity Ratings	