

PUMA SE FUTURE (PUMF) - EUX/C1

2024/07/24 18:38:54

Price
44.553 EUR

Difference  -0.44% (-0.20)

General attributes

| | |
|---------------|---------|
| Symbol | PUMFC1 |
| Exchange | Eurex |
| Currency | EUR |
| Security type | Future |
| Underlying | PUMA SE |
| Maturity | 08-2024 |
| Contract size | 100 |

Market data

| | |
|-------------------------|------------------|
| Bid (Bid size) | - EUR (-) |
| Ask (Ask size) | - EUR (-) |
| Open | 44.553 EUR |
| High | 44.553 EUR |
| Low | 44.553 EUR |
| Close (prev. day) | 44.7484 EUR |
| Underlying | PUMA SE |
| Underlying price (date) | 44.44 (24/07/24) |
| Settlement price (date) | 44.55 (24/07/24) |
| Open Interest | 0 |

Performance and Risk

| | 6m | 1y | 3y |
|-------------|---------|---------|----|
| Perf (%) | +15.47% | -21.50% | - |
| Perf (abs.) | +5.97 | -12.20 | - |
| Beta | - | - | - |
| Volatility | 28.43 | 37.08 | - |

Futures and Options

| | |
|-----------------|---|
| Related Futures | - |
| Related Options | - |

5y













Information about previous performance does not guarantee future performance.
Source: FactSet

Price data

| | |
|---|-------------------------|
| Ø price 5 days Ø volume 5 days (pcs.) | 44.502 EUR (0) |
| Ø price 30 days Ø volume 30 days (pcs.) | 44.377 EUR (0) |
| Ø price 100 days Ø volume 100 days (pcs.) | 42.466 EUR (0) |
| Ø price 250 days Ø volume 250 days (pcs.) | 50.213 EUR (5) |
| YTD High date | 50.575 EUR (2024/01/02) |
| YTD Low date | 37.665 EUR (2024/01/31) |
| 52 Weeks High date | 65.054 EUR (2023/08/10) |
| 52 Weeks Low date | 37.665 EUR (2024/01/31) |

Recent Research

| on sector | | on market | |
|------------|---|---------------------------|---|
| Date | | Headline | Download |
| 2024/07/24 |  | Global Equity Ratings |  |
| 2024/07/24 |  | Aktienempfehlungen Global |  |
| 2024/07/15 |  | Aktienempfehlungen Global |  |
| 2024/07/12 |  | Equity Weekly |  |
| 2024/07/12 |  | Global Equity Ratings |  |