

PROCTER & GAMBLE CO., THE FUTURE (PGFF) - EUX/C13

2024/05/06 18:30:02

Price
168.5481 USD

Difference  **-0.07% (-0.12)**

General attributes

Symbol	PGFFC13
Exchange	Eurex
Currency	USD
Security type	Future
Underlying	PROCTER & GAMBLE CO
Maturity	05-2025
Contract size	100

Market data

Bid (Bid size)	- USD (-)
Ask (Ask size)	- USD (-)
Open	168.5481 USD
High	168.5481 USD
Low	168.5481 USD
Close (prev. day)	168.6706 USD
Underlying	PROCTER & GAMBLE CO
Underlying price (date)	166.64 (24/05/10)
Settlement price (date)	171.11 (24/05/09)
Open Interest	0

Performance and Risk

	6m	1y	3y
Perf (%)	+8.43%	+5.12%	-
Perf (abs.)	+13.10	+8.21	-
Beta	-	-	-
Volatility	16.91	15.54	-

Futures and Options

Related Futures	-
Related Options	-












5y

Information about previous performance does not guarantee future performance.
 Source: FactSet

Price data

Ø price 5 days Ø volume 5 days (pcs.)	168.0727 USD (0)
Ø price 30 days Ø volume 30 days (pcs.)	164.6084 USD (0)
Ø price 100 days Ø volume 100 days (pcs.)	160.5691 USD (0)
Ø price 250 days Ø volume 250 days (pcs.)	157.2219 USD (0)
YTD High date	169.8568 USD (2024/03/18)
YTD Low date	151.0069 USD (2024/01/18)
52 Weeks High date	169.8568 USD (2024/03/18)
52 Weeks Low date	145.4622 USD (2023/10/09)

Recent Research

on underlying	on sector	on market	
Date		Headline	Download
2024/04/26		Global Equity Ratings	
2024/04/26		Aktienempfehlungen Global	
2024/04/03		Global Equity Ratings	
2024/04/03		Aktienempfehlungen Global	
2024/03/13		Global Equity Ratings	