

## KERING S.A. FUTURE (PPXH) - EUX/C12

2024/08/15 18:48:26

Price  
**255.9609** EURDifference  1.86% (4.68)

## General attributes

Symbol	PPXHC12
Exchange	Eurex
Currency	EUR
Security type	Future
Underlying	KERING S.A.
Maturity	08-2025
Contract size	100

## Market data

Bid (Bid size)	- EUR (-)
Ask (Ask size)	- EUR (-)
Open	255.9609 EUR
High	255.9609 EUR
Low	255.9609 EUR
Close (prev. day)	251.2857 EUR
Underlying	KERING S.A.
Underlying price (date)	254.60 (24/08/16)
Settlement price (date)	256.48 (24/08/15)
Open Interest	0

## Performance and Risk

	6m	1y	3y
Perf (%)	-39.67%	-50.36%	-
Perf (abs.)	-168.28	-259.62	-
Beta	-	-	-
Volatility	42.72	34.55	-

## Futures and Options

Related Futures	-
Related Options	-












Information about previous performance does not guarantee future performance.  
Source: FactSet

## Price data

Ø price 5 days   Ø volume 5 days (pcs.)	252.8705 EUR (0)
Ø price 30 days   Ø volume 30 days (pcs.)	286.4179 EUR (0)
Ø price 100 days   Ø volume 100 days (pcs.)	317.7221 EUR (0)
Ø price 250 days   Ø volume 250 days (pcs.)	389.6129 EUR (0)
YTD High   date	436.8585 EUR (2024/02/22)
YTD Low   date	249.9823 EUR (2024/08/12)
52 Weeks High   date	513.2619 EUR (2023/08/16)
52 Weeks Low   date	249.9823 EUR (2024/08/12)

## Recent Research

on underlying	on sector	on market	
Date		Headline	Download
2024/02/14		Global Equity Ratings	
2024/02/14		Aktienempfehlungen Global	
2024/01/23		Global Equity Ratings	
2024/01/23		Aktienempfehlungen Global	
2023/12/21		Global Equity Ratings	