

KERING S.A. FUTURE (PPXH) - EUX/C12

2024/07/16 18:50:51

Price
313.1667 EURDifference  -3.07% (-9.90)

General attributes

Symbol	PPXHC12
Exchange	Eurex
Currency	EUR
Security type	Future
Underlying	KERING S.A.
Maturity	06-2025
Contract size	100

Market data

Bid (Bid size)	- EUR (-)
Ask (Ask size)	- EUR (-)
Open	313.1667 EUR
High	313.1667 EUR
Low	313.1667 EUR
Close (prev. day)	323.0715 EUR
Underlying	KERING S.A.
Underlying price (date)	308.95 (24/07/17)
Settlement price (date)	313.17 (24/07/16)
Open Interest	0

Performance and Risk

	6m	1y	3y
Perf (%)	-13.72%	-38.20%	-
Perf (abs.)	-49.80	-193.54	-
Beta	-	-	-
Volatility	42.61	34.07	-

Futures and Options

Related Futures	-
Related Options	-












Information about previous performance does not guarantee future performance.
Source: FactSet

Price data

Ø price 5 days Ø volume 5 days (pcs.)	325.9857 EUR (0)
Ø price 30 days Ø volume 30 days (pcs.)	317.9875 EUR (0)
Ø price 100 days Ø volume 100 days (pcs.)	371.4467 EUR (0)
Ø price 250 days Ø volume 250 days (pcs.)	415.5647 EUR (0)
YTD High date	436.8585 EUR (2024/02/22)
YTD Low date	305.3669 EUR (2024/06/17)
52 Weeks High date	549.3134 EUR (2023/07/20)
52 Weeks Low date	305.3669 EUR (2024/06/17)

Recent Research

on underlying	on sector	on market	
Date		Headline	Download
2024/02/14		Global Equity Ratings	
2024/02/14		Aktienempfehlungen Global	
2024/01/23		Global Equity Ratings	
2024/01/23		Aktienempfehlungen Global	
2023/12/21		Global Equity Ratings	