

PEPSICO INC. FUTURE (PEPF) - EUX/C12

2024/07/19 19:04:12

Price
172.1422 USD

Difference  -1.58% (-2.77)

General attributes

Symbol	PEPFC12
Exchange	Eurex
Currency	USD
Security type	Future
Underlying	PEPSICO INC.
Maturity	07-2025
Contract size	100

Market data

Bid (Bid size)	- USD (-)
Ask (Ask size)	- USD (-)
Open	172.1422 USD
High	172.1422 USD
Low	172.1422 USD
Close (prev. day)	174.9118 USD
Underlying	PEPSICO INC.
Underlying price (date)	169.36 (24/07/19)
Settlement price (date)	172.73 (24/07/19)
Open Interest	0

Performance and Risk

	6m	1y	3y
Perf (%)	+1.72%	-9.73%	-
Perf (abs.)	+2.91	-18.56	-
Beta	-	-	-
Volatility	19.47	16.91	-

Futures and Options

Related Futures	-
Related Options	-












5y

Information about previous performance does not guarantee future performance.
 Source: FactSet

Price data

Ø price 5 days Ø volume 5 days (pcs.)	170.2181 USD (0)
Ø price 30 days Ø volume 30 days (pcs.)	168.7649 USD (0)
Ø price 100 days Ø volume 100 days (pcs.)	172.5119 USD (0)
Ø price 250 days Ø volume 250 days (pcs.)	174.4580 USD (0)
YTD High date	181.6694 USD (2024/04/25)
YTD Low date	164.4210 USD (2024/07/09)
52 Weeks High date	197.7947 USD (2023/07/26)
52 Weeks Low date	162.0527 USD (2023/10/12)

Recent Research

on underlying	on sector	on market	
Date		Headline	Download
2024/07/15		Aktienempfehlungen Global	
2024/07/12		Global Equity Ratings	
2024/06/21		Global Equity Ratings	
2024/06/21		Aktienempfehlungen Global	
2024/06/14		Global Equity Ratings	