

# PEPSICO INC. FUTURE (PEPF) - EUX/C12

2024/07/16 18:50:50

**Price**  
**166.0261** USD

**Difference**  **-0.74% (-1.23)**

### General attributes

Symbol	PEPFC12
Exchange	Eurex
Currency	USD
Security type	Future
Underlying	PEPSICO INC.
Maturity	06-2025
Contract size	100

### Market data

Bid (Bid size)	- USD (-)
Ask (Ask size)	- USD (-)
Open	166.0261 USD
High	166.0261 USD
Low	166.0261 USD
Close (prev. day)	167.2587 USD
Underlying	PEPSICO INC.
Underlying price (date)	163.47 (24/07/16)
Settlement price (date)	166.03 (24/07/16)
Open Interest	0

### Performance and Risk

	6m	1y	3y
Perf (%)	-1.35%	-13.35%	-
Perf (abs.)	-2.28	-25.76	-
Beta	-	-	-
Volatility	18.18	16.50	-

### Futures and Options

Related Futures	-
Related Options	-












Information about previous performance does not guarantee future performance.  
Source: FactSet

### Price data

Ø price 5 days   Ø volume 5 days (pcs.)	166.6040 USD (0)
Ø price 30 days   Ø volume 30 days (pcs.)	168.0339 USD (0)
Ø price 100 days   Ø volume 100 days (pcs.)	172.5835 USD (0)
Ø price 250 days   Ø volume 250 days (pcs.)	174.9535 USD (0)
YTD High   date	181.6694 USD (2024/04/25)
YTD Low   date	164.4210 USD (2024/07/09)
52 Weeks High   date	197.7947 USD (2023/07/26)
52 Weeks Low   date	162.0527 USD (2023/10/12)

### Recent Research

on underlying	on sector	on market	
Date		Headline	Download
2024/07/15		Aktienempfehlungen Global	
2024/07/12		Global Equity Ratings	
2024/06/21		Global Equity Ratings	
2024/06/21		Aktienempfehlungen Global	
2024/06/14		Global Equity Ratings	