

PEPSICO INC. FUTURE (PEPF) - EUX/C12

2024/05/06 18:30:02

Price
178.919 USD

Difference  **-0.21% (-0.38)**

General attributes

Symbol	PEPFC12
Exchange	Eurex
Currency	USD
Security type	Future
Underlying	PEPSICO INC.
Maturity	04-2025
Contract size	100

Market data

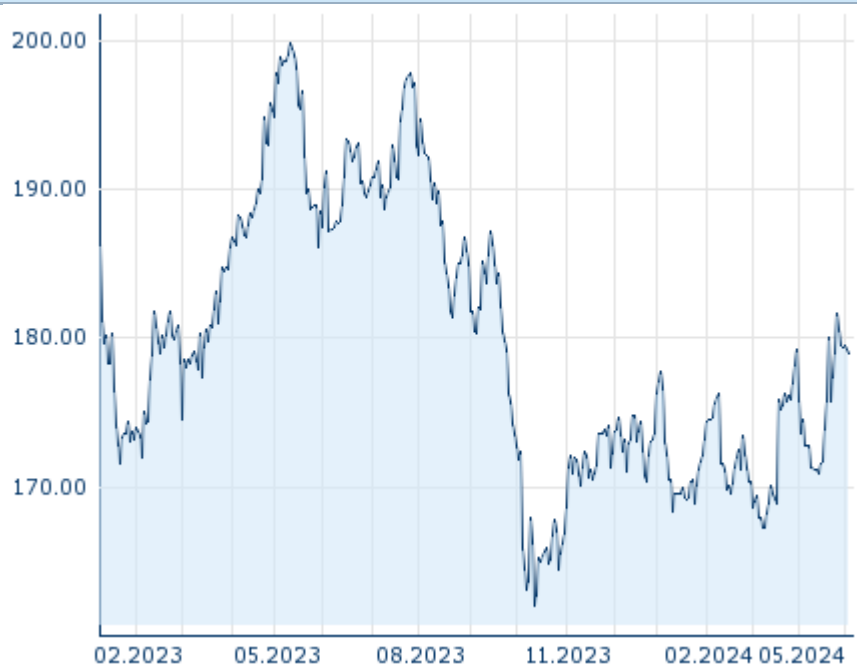
Bid (Bid size)	- USD (-)
Ask (Ask size)	- USD (-)
Open	178.919 USD
High	178.919 USD
Low	178.919 USD
Close (prev. day)	179.3001 USD
Underlying	PEPSICO INC.
Underlying price (date)	180.90 (24/05/13)
Settlement price (date)	184.02 (24/05/13)
Open Interest	0

Performance and Risk

	6m	1y	3y
Perf (%)	+4.69%	-10.03%	-
Perf (abs.)	+8.02	-19.94	-
Beta	-	-	-
Volatility	14.38	14.81	-

Futures and Options

Related Futures	-
Related Options	-












Information about previous performance does not guarantee future performance.
Source: FactSet

Price data

Ø price 5 days Ø volume 5 days (pcs.)	179.327 USD (0)
Ø price 30 days Ø volume 30 days (pcs.)	175.799 USD (0)
Ø price 100 days Ø volume 100 days (pcs.)	172.908 USD (0)
Ø price 250 days Ø volume 250 days (pcs.)	178.487 USD (0)
YTD High date	181.669 USD (2024/04/25)
YTD Low date	167.249 USD (2024/03/07)
52 Weeks High date	199.798 USD (2023/05/12)
52 Weeks Low date	162.053 USD (2023/10/12)

Recent Research

on underlying	on sector	on market	
Date		Headline	Download
2024/04/26		Global Equity Ratings	
2024/04/26		Aktienempfehlungen Global	
2024/04/03		Global Equity Ratings	
2024/04/03		Aktienempfehlungen Global	
2024/03/13		Global Equity Ratings	