

KERING S.A. FUTURE (PPXH) - EUX/C13

2024/09/18 18:41:18

Price
227.368 EURDifference  -1.20% (-2.76)

General attributes

| | |
|---------------|-------------|
| Symbol | PPXHC13 |
| Exchange | Eurex |
| Currency | EUR |
| Security type | Future |
| Underlying | KERING S.A. |
| Maturity | 09-2025 |
| Contract size | 100 |

Market data

| | |
|-------------------------|-------------------|
| Bid (Bid size) | - EUR (-) |
| Ask (Ask size) | - EUR (-) |
| Open | 227.368 EUR |
| High | 227.368 EUR |
| Low | 227.368 EUR |
| Close (prev. day) | 230.1254 EUR |
| Underlying | KERING S.A. |
| Underlying price (date) | 227.00 (24/09/18) |
| Settlement price (date) | 227.37 (24/09/18) |
| Open Interest | 0 |

Performance and Risk

| | 6m | 1y | 3y |
|-------------|---------|---------|----|
| Perf (%) | -46.26% | -51.67% | - |
| Perf (abs.) | -198.13 | -246.08 | - |
| Beta | - | - | - |
| Volatility | 42.04 | 34.58 | - |

Futures and Options

| | |
|-----------------|---|
| Related Futures | - |
| Related Options | - |













Information about previous performance does not guarantee future performance.
Source: FactSet

Price data

| | |
|---|--------------------------|
| Ø price 5 days Ø volume 5 days (pcs.) | 228.903 EUR (0) |
| Ø price 30 days Ø volume 30 days (pcs.) | 250.061 EUR (0) |
| Ø price 100 days Ø volume 100 days (pcs.) | 273.860 EUR (0) |
| Ø price 250 days Ø volume 250 days (pcs.) | 363.718 EUR (0) |
| YTD High date | 437.852 EUR (2024/02/22) |
| YTD Low date | 225.906 EUR (2024/09/16) |
| 52 Weeks High date | 470.011 EUR (2023/09/18) |
| 52 Weeks Low date | 225.906 EUR (2024/09/16) |

Recent Research

| on underlying | on sector | on market | |
|---------------|---|---------------------------|---|
| Date | | Headline | Download |
| 2024/02/14 |  | Global Equity Ratings |  |
| 2024/02/14 |  | Aktienempfehlungen Global |  |
| 2024/01/23 |  | Global Equity Ratings |  |
| 2024/01/23 |  | Aktienempfehlungen Global |  |
| 2023/12/21 |  | Global Equity Ratings |  |