

KERING S.A. FUTURE (PPXH) - EUX/C13

2024/07/16 18:50:51

Price
313.9944 EURDifference  -3.07% (-9.93)

General attributes

Symbol	PPXHC13
Exchange	Eurex
Currency	EUR
Security type	Future
Underlying	KERING S.A.
Maturity	07-2025
Contract size	100

Market data

Bid (Bid size)	- EUR (-)
Ask (Ask size)	- EUR (-)
Open	313.9944 EUR
High	313.9944 EUR
Low	313.9944 EUR
Close (prev. day)	323.9248 EUR
Underlying	KERING S.A.
Underlying price (date)	309.55 (24/07/17)
Settlement price (date)	313.99 (24/07/16)
Open Interest	0

Performance and Risk

	6m	1y	3y
Perf (%)	-12.37%	-38.22%	-
Perf (abs.)	-44.34	-194.29	-
Beta	-	-	-
Volatility	41.53	33.73	-

Futures and Options

Related Futures	-
Related Options	-












Information about previous performance does not guarantee future performance.
Source: FactSet

Price data

Ø price 5 days Ø volume 5 days (pcs.)	326.8462 EUR (0)
Ø price 30 days Ø volume 30 days (pcs.)	318.9598 EUR (0)
Ø price 100 days Ø volume 100 days (pcs.)	371.5429 EUR (0)
Ø price 250 days Ø volume 250 days (pcs.)	415.9478 EUR (0)
YTD High date	437.8515 EUR (2024/02/22)
YTD Low date	306.3794 EUR (2024/06/17)
52 Weeks High date	550.9890 EUR (2023/07/20)
52 Weeks Low date	306.3794 EUR (2024/06/17)

Recent Research

on underlying	on sector	on market	
Date		Headline	Download
2024/02/14		Global Equity Ratings	
2024/02/14		Aktienempfehlungen Global	
2024/01/23		Global Equity Ratings	
2024/01/23		Aktienempfehlungen Global	
2023/12/21		Global Equity Ratings	