

SAP SE FUTURE (SAPJ) - EUX/C12

2024/07/17 18:46:14

Price
187.6758 EUR

Difference  **-2.20% (-4.22)**

General attributes

Symbol	SAPJC12
Exchange	Eurex
Currency	EUR
Security type	Future
Underlying	SAP SE
Maturity	06-2025
Contract size	100

Market data

Bid (Bid size)	- EUR (-)
Ask (Ask size)	- EUR (-)
Open	187.6758 EUR
High	187.6758 EUR
Low	187.6758 EUR
Close (prev. day)	191.8931 EUR
Underlying	SAP SE
Underlying price (date)	183.26 (24/07/17)
Settlement price (date)	187.68 (24/07/17)
Open Interest	0

Performance and Risk

	6m	1y	3y
Perf (%)	+26.94%	+42.80%	-
Perf (abs.)	+39.83	+56.25	-
Beta	-	-	-
Volatility	27.38	23.09	-

Futures and Options

Related Futures	-
Related Options	-

5y












Information about previous performance does not guarantee future performance.
Source: FactSet

Price data

Ø price 5 days Ø volume 5 days (pcs.)	191.3955 EUR (0)
Ø price 30 days Ø volume 30 days (pcs.)	187.3081 EUR (0)
Ø price 100 days Ø volume 100 days (pcs.)	180.0684 EUR (0)
Ø price 250 days Ø volume 250 days (pcs.)	150.7858 EUR (0)
YTD High date	193.5422 EUR (2024/07/12)
YTD Low date	139.3928 EUR (2024/01/04)
52 Weeks High date	193.5422 EUR (2024/07/12)
52 Weeks Low date	122.2873 EUR (2023/07/26)

Recent Research

on underlying	on sector	on market	
Date		Headline	Download
2024/07/15		Aktienempfehlungen Global	
2024/07/12		Global Equity Ratings	
2024/06/21		Global Equity Ratings	
2024/06/21		Aktienempfehlungen Global	
2024/06/14		Global Equity Ratings	