

SAP SE FUTURE (SAPJ) - EUX/C12

2024/04/30 18:39:53

Price
173.8051 EURDifference  -1.01% (-1.78)

General attributes

Symbol	SAPJC12
Exchange	Eurex
Currency	EUR
Security type	Future
Underlying	SAP SE
Maturity	04-2025
Contract size	100

Market data

Bid (Bid size)	- EUR (-)
Ask (Ask size)	- EUR (-)
Open	173.8051 EUR
High	173.8051 EUR
Low	173.8051 EUR
Close (prev. day)	175.5842 EUR
Underlying	SAP SE
Underlying price (date)	171.48 (24/05/06)
Settlement price (date)	175.48 (24/05/06)
Open Interest	0

Performance and Risk

	6m	1y	3y
Perf (%)	+35.04%	+38.38%	-
Perf (abs.)	+45.10	+48.20	-
Beta	-	-	-
Volatility	22.55	21.14	-

Futures and Options

Related Futures	-
Related Options	-












Information about previous performance does not guarantee future performance.
Source: FactSet

Price data

Ø price 5 days Ø volume 5 days (pcs.)	176.4320 EUR (0)
Ø price 30 days Ø volume 30 days (pcs.)	178.5571 EUR (0)
Ø price 100 days Ø volume 100 days (pcs.)	165.7474 EUR (0)
Ø price 250 days Ø volume 250 days (pcs.)	144.2658 EUR (0)
YTD High date	187.3516 EUR (2024/03/26)
YTD Low date	139.3928 EUR (2024/01/04)
52 Weeks High date	187.3516 EUR (2024/03/26)
52 Weeks Low date	122.2873 EUR (2023/07/26)

Recent Research

on underlying	on sector	on market	
Date		Headline	Download
2024/04/26		Global Equity Ratings	
2024/04/26		Aktienempfehlungen Global	
2024/04/03		Global Equity Ratings	
2024/04/03		Aktienempfehlungen Global	
2024/03/13		Global Equity Ratings	