

ROYAL BANK OF CANADA FUTURE (RYFF) - EUX/C12

2024/09/17 18:46:12

Price
124.0194 USD

Difference  **-0.08% (-0.10)**

General attributes

Symbol	RYFFC12
Exchange	Eurex
Currency	USD
Security type	Future
Underlying	ROYAL BANK OF CANADA
Maturity	08-2025
Contract size	100

Market data

Bid (Bid size)	- USD (-)
Ask (Ask size)	- USD (-)
Open	124.0194 USD
High	124.0194 USD
Low	124.0194 USD
Close (prev. day)	124.119 USD
Underlying	ROYAL BANK OF CANADA
Underlying price (date)	166.35 (24/09/17)
Settlement price (date)	124.02 (24/09/17)
Open Interest	0

Performance and Risk

	6m	1y	3y
Perf (%)	+23.78%	+34.35%	-
Perf (abs.)	+23.85	+31.73	-
Beta	-	-	-
Volatility	21.94	20.04	-

Futures and Options

Related Futures	-
Related Options	-












Information about previous performance does not guarantee future performance.
Source: FactSet

Price data

Ø price 5 days Ø volume 5 days (pcs.)	123.9358 USD (0)
Ø price 30 days Ø volume 30 days (pcs.)	117.5653 USD (0)
Ø price 100 days Ø volume 100 days (pcs.)	113.4851 USD (0)
Ø price 250 days Ø volume 250 days (pcs.)	100.2363 USD (0)
YTD High date	125.1922 USD (2024/09/13)
YTD Low date	97.5293 USD (2024/02/29)
52 Weeks High date	125.1922 USD (2024/09/13)
52 Weeks Low date	80.7169 USD (2023/10/27)

Recent Research

on underlying		on sector	
Date		Headline	Download
2024/09/11		Global Equity Ratings	
2024/09/11		Aktienempfehlungen Global	
2024/09/05		Global Equity Ratings	
2024/09/05		Aktienempfehlungen Global	
2024/08/12		Global Equity Ratings	