

ROYAL BANK OF CANADA FUTURE (RYFF) - EUX/C12

2024/07/16 18:51:03

Price
112.1958 USD

Difference  **-0.48% (-0.54)**

General attributes

Symbol	RYFFC12
Exchange	Eurex
Currency	USD
Security type	Future
Underlying	ROYAL BANK OF CANADA
Maturity	06-2025
Contract size	100

Market data

Bid (Bid size)	- USD (-)
Ask (Ask size)	- USD (-)
Open	112.1958 USD
High	112.1958 USD
Low	112.1958 USD
Close (prev. day)	112.7339 USD
Underlying	ROYAL BANK OF CANADA
Underlying price (date)	151.52 (24/07/16)
Settlement price (date)	112.20 (24/07/16)
Open Interest	0

Performance and Risk

	6m	1y	3y
Perf (%)	+12.88%	+14.60%	-
Perf (abs.)	+12.86	+14.36	-
Beta	-	-	-
Volatility	20.78	19.72	-

Futures and Options

Related Futures	-
Related Options	-












Information about previous performance does not guarantee future performance.
Source: FactSet

Price data

Ø price 5 days Ø volume 5 days (pcs.)	- USD (-)
Ø price 30 days Ø volume 30 days (pcs.)	107.0126 USD (0)
Ø price 100 days Ø volume 100 days (pcs.)	101.4306 USD (0)
Ø price 250 days Ø volume 250 days (pcs.)	95.5640 USD (0)
YTD High date	112.9765 USD (2024/07/12)
YTD Low date	97.5293 USD (2024/02/29)
52 Weeks High date	112.9765 USD (2024/07/12)
52 Weeks Low date	80.7169 USD (2023/10/27)

Recent Research

on underlying		on sector	
Date		Headline	Download
2024/07/15		Aktienempfehlungen Global	
2024/07/12		Global Equity Ratings	
2024/06/21		Global Equity Ratings	
2024/06/21		Aktienempfehlungen Global	
2024/06/14		Global Equity Ratings	