

PEPSICO INC. FUTURE (PEPF) - EUX/C13

2024/07/15 18:41:34

Price
167.8035 USDDifference  -1.58% (-2.70)

General attributes

| | |
|---------------|--------------|
| Symbol | PEPFC13 |
| Exchange | Eurex |
| Currency | USD |
| Security type | Future |
| Underlying | PEPSICO INC. |
| Maturity | 07-2025 |
| Contract size | 100 |

Market data

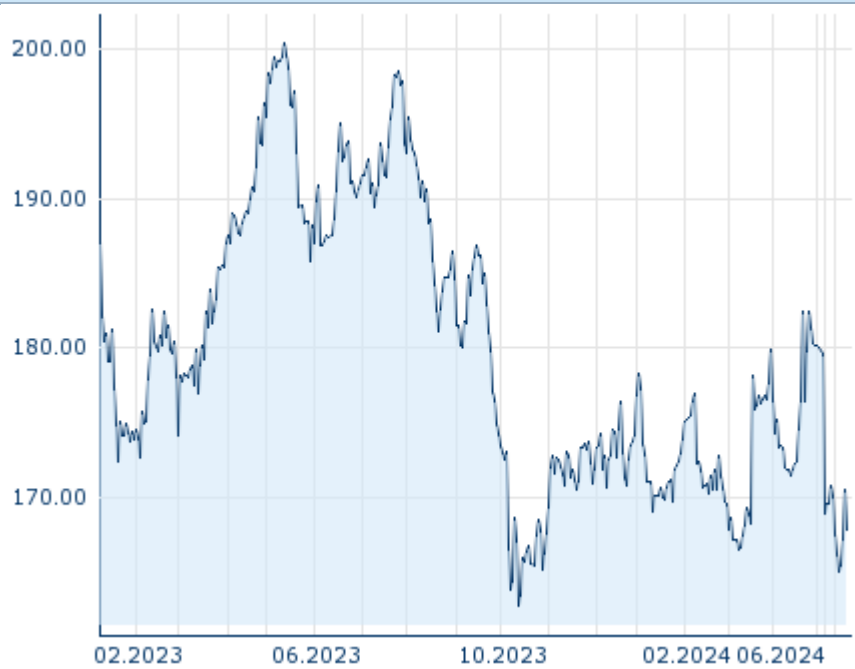
| | |
|-------------------------|-------------------|
| Bid (Bid size) | - USD (-) |
| Ask (Ask size) | - USD (-) |
| Open | 167.8035 USD |
| High | 167.8035 USD |
| Low | 167.8035 USD |
| Close (prev. day) | 170.5005 USD |
| Underlying | PEPSICO INC. |
| Underlying price (date) | 163.75 (24/07/16) |
| Settlement price (date) | 167.80 (24/07/15) |
| Open Interest | 0 |

Performance and Risk

| | 6m | 1y | 3y |
|-------------|--------|---------|----|
| Perf (%) | -1.33% | -13.40% | - |
| Perf (abs.) | -2.26 | -25.96 | - |
| Beta | - | - | - |
| Volatility | 20.84 | 18.01 | - |

Futures and Options

| | |
|-----------------|---|
| Related Futures | - |
| Related Options | - |













5y

Information about previous performance does not guarantee future performance.
Source: FactSet

Price data

| | |
|---|---------------------------|
| Ø price 5 days Ø volume 5 days (pcs.) | 167.1721 USD (0) |
| Ø price 30 days Ø volume 30 days (pcs.) | 168.1952 USD (0) |
| Ø price 100 days Ø volume 100 days (pcs.) | 172.8105 USD (0) |
| Ø price 250 days Ø volume 250 days (pcs.) | 175.3189 USD (0) |
| YTD High date | 182.4605 USD (2024/04/22) |
| YTD Low date | 165.0043 USD (2024/07/09) |
| 52 Weeks High date | 198.5709 USD (2023/07/26) |
| 52 Weeks Low date | 162.7251 USD (2023/10/12) |

Recent Research

| on underlying | on sector | on market | |
|---------------|---|---------------------------|---|
| Date | | Headline | Download |
| 2024/07/15 |  | Aktienempfehlungen Global |  |
| 2024/07/12 |  | Global Equity Ratings |  |
| 2024/06/21 |  | Global Equity Ratings |  |
| 2024/06/21 |  | Aktienempfehlungen Global |  |
| 2024/06/14 |  | Global Equity Ratings |  |