


PEPSICO INC. FUTURE (PEPF) - EUX/C13

2024/05/06 18:30:02

Price
179.6138 USD

Difference  **-0.21% (-0.38)**

General attributes

Symbol: PEPFC13
 Exchange: Eurex
 Currency: USD
 Security type: Future
 Underlying: PEPSICO INC.
 Maturity: 06-2025
 Contract size: 100

Market data

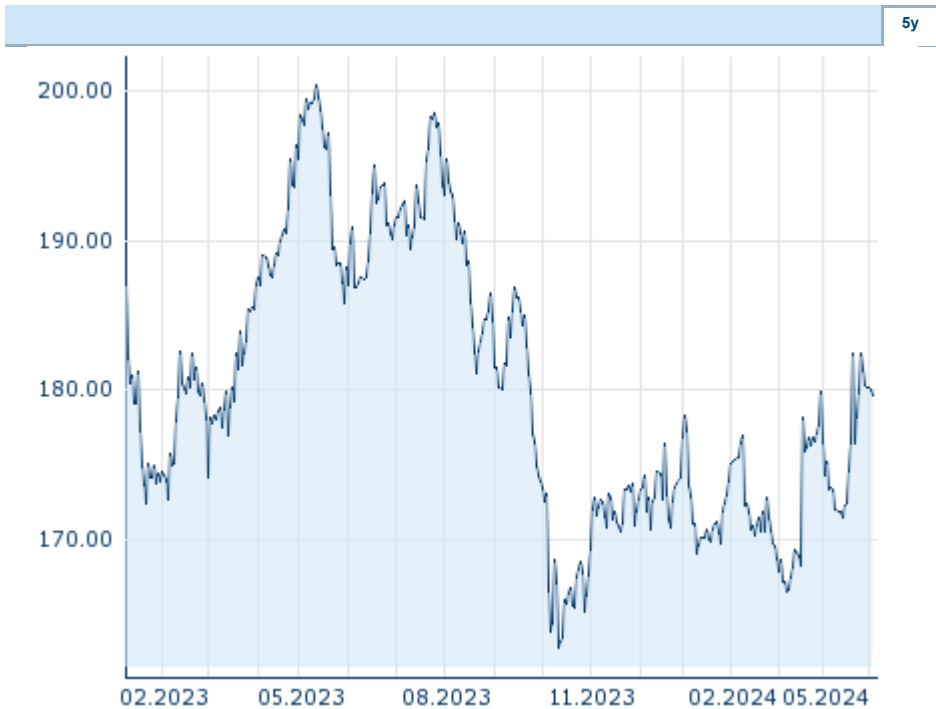
Bid (Bid size): - USD (-)
 Ask (Ask size): - USD (-)
 Open: 179.6138 USD
 High: 179.6138 USD
 Low: 179.6138 USD
 Close (prev. day): 179.9944 USD
 Underlying: PEPSICO INC.
 Underlying price (date): 173.38 (24/05/28)
 Settlement price (date): 176.27 (24/05/28)
 Open Interest: 0

Performance and Risk

	6m	1y	3y
Perf (%)	+4.69%	-9.96%	-
Perf (abs.)	+8.05	-19.87	-
Beta	-	-	-
Volatility	16.88	16.21	-

Futures and Options

Related Futures: -
 Related Options: -












Information about previous performance does not guarantee future performance.
 Source: FactSet

Price data

Ø price 5 days Ø volume 5 days (pcs.)	180.0386 USD (0)
Ø price 30 days Ø volume 30 days (pcs.)	176.5074 USD (0)
Ø price 100 days Ø volume 100 days (pcs.)	173.2876 USD (0)
Ø price 250 days Ø volume 250 days (pcs.)	178.8623 USD (0)
YTD High date	182.4605 USD (2024/04/22)
YTD Low date	166.4793 USD (2024/03/07)
52 Weeks High date	200.4332 USD (2023/05/12)
52 Weeks Low date	162.7251 USD (2023/10/12)

Recent Research

on underlying on sector on market			
Date		Headline	Download
2024/05/29		Global Equity Ratings	
2024/05/29		Aktienempfehlungen Global	
2024/04/26		Global Equity Ratings	
2024/04/26		Aktienempfehlungen Global	
2024/04/03		Global Equity Ratings	