

PEPSICO INC. FUTURE (PEPF) - EUX/C13

2024/05/06 18:30:02

Price
179.6138 USDDifference  -0.21% (-0.38)

General attributes

Symbol	PEPFC13
Exchange	Eurex
Currency	USD
Security type	Future
Underlying	PEPSICO INC.
Maturity	05-2025
Contract size	100

Market data

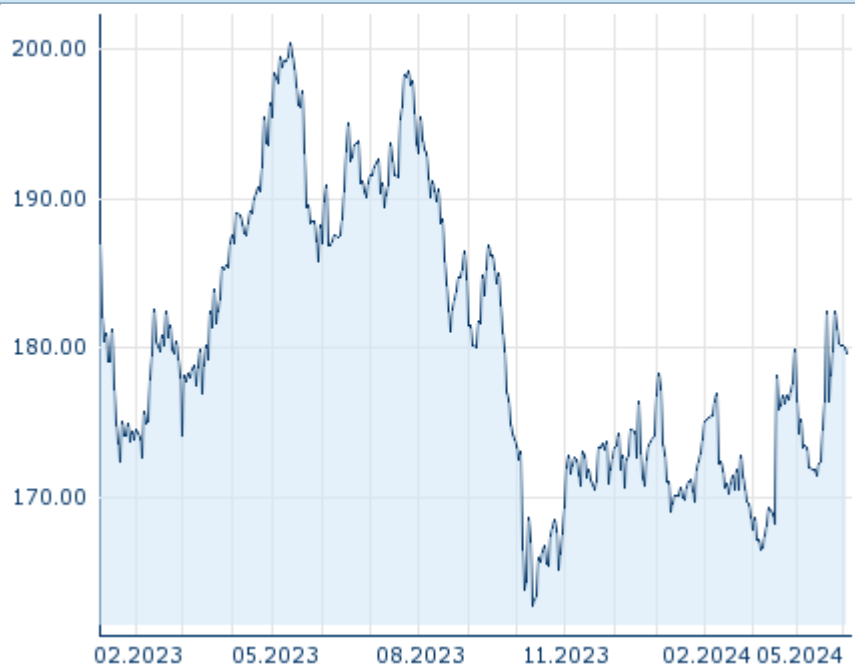
Bid (Bid size)	- USD (-)
Ask (Ask size)	- USD (-)
Open	179.6138 USD
High	179.6138 USD
Low	179.6138 USD
Close (prev. day)	179.9944 USD
Underlying	PEPSICO INC.
Underlying price (date)	179.87 (24/05/14)
Settlement price (date)	183.12 (24/05/14)
Open Interest	0

Performance and Risk

	6m	1y	3y
Perf (%)	+4.69%	-9.96%	-
Perf (abs.)	+8.05	-19.87	-
Beta	-	-	-
Volatility	16.88	16.21	-

Futures and Options

Related Futures	-
Related Options	-












Information about previous performance does not guarantee future performance.
Source: FactSet

Price data

Ø price 5 days Ø volume 5 days (pcs.)	180.0386 USD (0)
Ø price 30 days Ø volume 30 days (pcs.)	176.5074 USD (0)
Ø price 100 days Ø volume 100 days (pcs.)	173.2876 USD (0)
Ø price 250 days Ø volume 250 days (pcs.)	178.8623 USD (0)
YTD High date	182.4605 USD (2024/04/22)
YTD Low date	166.4793 USD (2024/03/07)
52 Weeks High date	200.4332 USD (2023/05/12)
52 Weeks Low date	162.7251 USD (2023/10/12)

Recent Research

on underlying on sector on market			
Date		Headline	Download
2024/04/26		Global Equity Ratings	
2024/04/26		Aktienempfehlungen Global	
2024/04/03		Global Equity Ratings	
2024/04/03		Aktienempfehlungen Global	
2024/03/13		Global Equity Ratings	