

PEPSICO INC. FUTURE (PEPF) - EUX/C14

2024/05/03 18:33:19

Price
181.4339 USD

Difference  **-0.22% (-0.40)**

General attributes

Symbol	PEPFC14
Exchange	Eurex
Currency	USD
Security type	Future
Underlying	PEPSICO INC.
Maturity	12-2025
Contract size	100

Market data

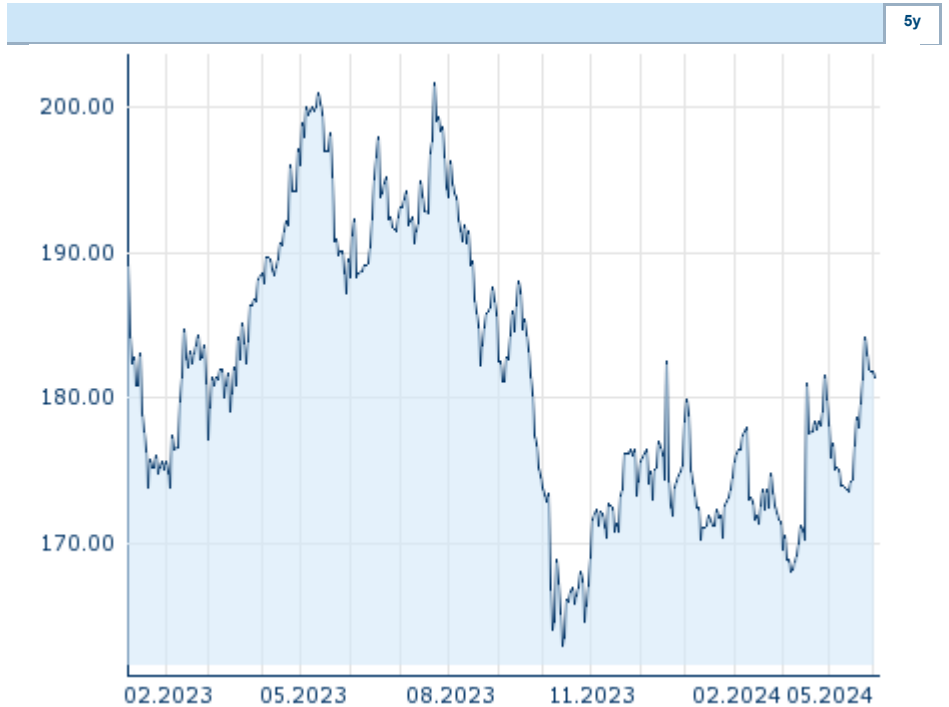
Bid (Bid size)	- USD (-)
Ask (Ask size)	- USD (-)
Open	181.4339 USD
High	181.4339 USD
Low	181.4339 USD
Close (prev. day)	181.8296 USD
Underlying	PEPSICO INC.
Underlying price (date)	176.15 (24/05/03)
Settlement price (date)	181.43 (24/05/03)
Open Interest	0

Performance and Risk

	6m	1y	3y
Perf (%)	+5.26%	-8.80%	-
Perf (abs.)	+9.06	-17.52	-
Beta	-	-	-
Volatility	18.37	17.41	-

Futures and Options

Related Futures	-
Related Options	-












Information about previous performance does not guarantee future performance.
Source: FactSet

Price data

Ø price 5 days Ø volume 5 days (pcs.)	181.7655 USD (0)
Ø price 30 days Ø volume 30 days (pcs.)	177.9843 USD (0)
Ø price 100 days Ø volume 100 days (pcs.)	174.7526 USD (0)
Ø price 250 days Ø volume 250 days (pcs.)	180.1190 USD (0)
YTD High date	184.1712 USD (2024/04/25)
YTD Low date	168.1423 USD (2024/03/07)
52 Weeks High date	201.6956 USD (2023/07/24)
52 Weeks Low date	162.9881 USD (2023/10/12)

Recent Research

on underlying	on sector	on market	
Date		Headline	Download
2024/04/26		Global Equity Ratings	
2024/04/26		Aktienempfehlungen Global	
2024/04/03		Global Equity Ratings	
2024/04/03		Aktienempfehlungen Global	
2024/03/13		Global Equity Ratings	