

# DR. ING. H.C. F. PORSCHE AG FUTURE (PAGF) - EUX/C12

2024/05/06 18:30:02

**Price**  
**85.0939** EUR  
 Difference  0.66% (0.56)

**General attributes**

**Symbol** PAGFC12  
**Exchange** Eurex  
**Currency** EUR  
**Security type** Future  
**Underlying** DR. ING. H.C. F. PORSCHE AG NON-VTG PRF NPV  
**Maturity** 04-2025  
**Contract size** 100

**Market data**

**Bid (Bid size)** - EUR (-)  
**Ask (Ask size)** - EUR (-)  
**Open** 85.0939 EUR  
**High** 85.0939 EUR  
**Low** 85.0939 EUR  
**Close (prev. day)** 84.5331 EUR  
**Underlying** DR. ING. H.C. F. PORSCHE AG NON-VTG PRF NPV  
**Underlying price (date)** 85.44 (24/05/14)  
**Settlement price (date)** 86.22 (24/05/14)  
**Open Interest** 0

**Performance and Risk**

	6m	1y	3y
<b>Perf (%)</b>	-7.38%	-28.33%	-
<b>Perf (abs.)</b>	-6.78	-33.64	-
<b>Beta</b>	-	-	-
<b>Volatility</b>	30.20	27.32	-

**Futures and Options**

**Related Futures** -  
**Related Options** -

5y












Information about previous performance does not guarantee future performance.  
 Source: FactSet

**Price data**

<b>Ø price 5 days   Ø volume 5 days (pcs.)</b>	85.3972 EUR (0)
<b>Ø price 30 days   Ø volume 30 days (pcs.)</b>	92.3801 EUR (0)
<b>Ø price 100 days   Ø volume 100 days (pcs.)</b>	84.8552 EUR (0)
<b>Ø price 250 days   Ø volume 250 days (pcs.)</b>	95.7490 EUR (0)
<b>YTD High   date</b>	96.7753 EUR (2024/04/11)
<b>YTD Low   date</b>	73.3058 EUR (2024/01/22)
<b>52 Weeks High   date</b>	122.2935 EUR (2023/05/23)
<b>52 Weeks Low   date</b>	73.3058 EUR (2024/01/22)

**Recent Research**

on underlying	on sector	on market	
<b>Date</b>		<b>Headline</b>	<b>Download</b>
2024/04/26		Global Equity Ratings	
2024/04/26		Aktienempfehlungen Global	
2024/04/03		Global Equity Ratings	
2024/04/03		Aktienempfehlungen Global	
2024/03/13		Global Equity Ratings	