

SAP SE FUTURE (SAPJ) - EUX/C13

2024/04/30 18:39:53

Price
174.238 EURDifference  -1.01% (-1.78)

General attributes

Symbol	SAPJC13
Exchange	Eurex
Currency	EUR
Security type	Future
Underlying	SAP SE
Maturity	05-2025
Contract size	100

Market data

Bid (Bid size)	- EUR (-)
Ask (Ask size)	- EUR (-)
Open	174.238 EUR
High	174.238 EUR
Low	174.238 EUR
Close (prev. day)	176.0134 EUR
Underlying	SAP SE
Underlying price (date)	170.72 (24/05/03)
Settlement price (date)	175.19 (24/05/03)
Open Interest	0

Performance and Risk

	6m	1y	3y
Perf (%)	+31.97%	+38.62%	-
Perf (abs.)	+42.44	+48.81	-
Beta	-	-	-
Volatility	22.73	21.35	-

Futures and Options

Related Futures	-
Related Options	-

5y












Information about previous performance does not guarantee future performance.
Source: FactSet

Price data

Ø price 5 days Ø volume 5 days (pcs.)	175.448 EUR (0)
Ø price 30 days Ø volume 30 days (pcs.)	178.757 EUR (0)
Ø price 100 days Ø volume 100 days (pcs.)	166.642 EUR (0)
Ø price 250 days Ø volume 250 days (pcs.)	144.955 EUR (0)
YTD High date	187.765 EUR (2024/03/26)
YTD Low date	139.661 EUR (2024/01/04)
52 Weeks High date	187.765 EUR (2024/03/26)
52 Weeks Low date	122.643 EUR (2023/07/26)

Recent Research

on underlying	on sector	on market	
Date		Headline	Download
2024/04/26		Global Equity Ratings	
2024/04/26		Aktienempfehlungen Global	
2024/04/03		Global Equity Ratings	
2024/04/03		Aktienempfehlungen Global	
2024/03/13		Global Equity Ratings	