

PFIZER INC. FUTURE (PFEF) - EUX/C10

2024/09/17 18:46:09

Price
29.7776 USD

Difference  0.20% (0.06)

General attributes

Symbol	PFEFC10
Exchange	Eurex
Currency	USD
Security type	Future
Underlying	PFIZER INC
Maturity	06-2025
Contract size	100

Market data

Bid (Bid size)	- USD (-)
Ask (Ask size)	- USD (-)
Open	29.7776 USD
High	29.7776 USD
Low	29.7776 USD
Close (prev. day)	29.7188 USD
Underlying	PFIZER INC
Underlying price (date)	29.83 (24/09/17)
Settlement price (date)	29.78 (24/09/17)
Open Interest	0

Performance and Risk

	6m	1y	3y
Perf (%)	+6.57%	-13.45%	-
Perf (abs.)	+1.83	-4.62	-
Beta	-	-	-
Volatility	24.57	27.49	-

Futures and Options

Related Futures	-
Related Options	-

5y












Information about previous performance does not guarantee future performance.
Source: FactSet

Price data

Ø price 5 days Ø volume 5 days (pcs.)	29.3528 USD (0)
Ø price 30 days Ø volume 30 days (pcs.)	28.8780 USD (0)
Ø price 100 days Ø volume 100 days (pcs.)	28.8727 USD (0)
Ø price 250 days Ø volume 250 days (pcs.)	28.7467 USD (0)
YTD High date	31.0923 USD (2024/07/31)
YTD Low date	24.9943 USD (2024/04/26)
52 Weeks High date	34.0540 USD (2023/10/03)
52 Weeks Low date	24.9943 USD (2024/04/26)

Recent Research

on underlying	on sector	on market	
Date		Headline	Download
2024/09/11		Global Equity Ratings	
2024/09/11		Aktienempfehlungen Global	
2024/09/05		Global Equity Ratings	
2024/09/05		Aktienempfehlungen Global	
2024/08/12		Global Equity Ratings	