

# UMICORE S.A. FUTURE (NVJH) - EUX/C12

2024/07/26 18:35:38

**Price**  
**12.8363** EUR

**Difference**  **-6.58%** (-0.90)

### General attributes

Symbol	NVJHC12
Exchange	Eurex
Currency	EUR
Security type	Future
Underlying	UMICORE S.A.
Maturity	07-2025
Contract size	100

### Market data

Bid (Bid size)	- EUR (-)
Ask (Ask size)	- EUR (-)
Open	12.8363 EUR
High	12.8363 EUR
Low	12.8363 EUR
Close (prev. day)	13.7403 EUR
Underlying	UMICORE S.A.
Underlying price (date)	13.11 (24/07/26)
Settlement price (date)	12.84 (24/07/26)
Open Interest	0

### Performance and Risk

	6m	1y	3y
Perf (%)	-41.81%	-53.83%	-
Perf (abs.)	-9.22	-14.97	-
Beta	-	-	-
Volatility	87.33	60.95	-

### Futures and Options

Related Futures	-
Related Options	-












Information about previous performance does not guarantee future performance.  
Source: FactSet

### Price data

Ø price 5 days   Ø volume 5 days (pcs.)	13.7746 EUR (0)
Ø price 30 days   Ø volume 30 days (pcs.)	13.9343 EUR (0)
Ø price 100 days   Ø volume 100 days (pcs.)	18.3788 EUR (0)
Ø price 250 days   Ø volume 250 days (pcs.)	21.7275 EUR (0)
YTD High   date	24.9804 EUR (2024/01/02)
YTD Low   date	12.8363 EUR (2024/07/26)
52 Weeks High   date	28.0701 EUR (2023/07/28)
52 Weeks Low   date	12.8363 EUR (2024/07/26)

### Recent Research

on sector		on market	
Date		Headline	Download
2024/07/26		Equity Weekly	
2024/07/24		Global Equity Ratings	
2024/07/24		Aktienempfehlungen Global	
2024/07/15		Aktienempfehlungen Global	
2024/07/12		Equity Weekly	