

## EDENRED S.A. FUTURE (QSVF) - EUX/C11

2024/07/26 18:35:45

Price  
**37.8733** EURDifference  -0.15% (-0.06)

## General attributes

Symbol	QSVFC11
Exchange	Eurex
Currency	EUR
Security type	Future
Underlying	EDENRED S.A.
Maturity	06-2025
Contract size	100

## Market data

Bid (Bid size)	- EUR (-)
Ask (Ask size)	- EUR (-)
Open	37.8733 EUR
High	37.8733 EUR
Low	37.8733 EUR
Close (prev. day)	37.9284 EUR
Underlying	EDENRED S.A.
Underlying price (date)	37.57 (24/07/26)
Settlement price (date)	37.87 (24/07/26)
Open Interest	0

## Performance and Risk

	6m	1y	3y
Perf (%)	-34.42%	-35.49%	-
Perf (abs.)	-19.88	-20.84	-
Beta	-	-	-
Volatility	48.10	36.07	-

## Futures and Options

Related Futures	-
Related Options	-












Information about previous performance does not guarantee future performance.  
Source: FactSet

## Price data

Ø price 5 days   Ø volume 5 days (pcs.)	38.5425 EUR (0)
Ø price 30 days   Ø volume 30 days (pcs.)	40.6115 EUR (0)
Ø price 100 days   Ø volume 100 days (pcs.)	46.0094 EUR (0)
Ø price 250 days   Ø volume 250 days (pcs.)	53.1122 EUR (0)
YTD High   date	60.0150 EUR (2024/01/22)
YTD Low   date	36.5588 EUR (2024/07/23)
52 Weeks High   date	62.5899 EUR (2023/09/20)
52 Weeks Low   date	36.5588 EUR (2024/07/23)

## Recent Research

on sector		on market	
Date		Headline	Download
2024/07/24		Global Equity Ratings	
2024/07/24		Aktienempfehlungen Global	
2024/07/19		Equity Weekly	
2024/07/15		Aktienempfehlungen Global	
2024/07/12		Global Equity Ratings	