

PFIZER INC. FUTURE (PFEF) - EUX/C11

2024/05/06 18:30:02

Price
28.2452 USD
 Difference  3.29% (0.90)

General attributes

Symbol	PFEFC11
Exchange	Eurex
Currency	USD
Security type	Future
Underlying	PFIZER INC
Maturity	04-2025
Contract size	100

Market data

Bid (Bid size)	- USD (-)
Ask (Ask size)	- USD (-)
Open	28.2452 USD
High	28.2452 USD
Low	28.2452 USD
Close (prev. day)	27.3465 USD
Underlying	PFIZER INC
Underlying price (date)	28.66 (24/05/31)
Settlement price (date)	28.71 (24/05/31)
Open Interest	0

Performance and Risk

	6m	1y	3y
Perf (%)	-8.36%	-26.32%	-
Perf (abs.)	-2.58	-10.09	-
Beta	-	-	-
Volatility	29.75	26.90	-

Futures and Options

Related Futures	-
Related Options	-

5y












Information about previous performance does not guarantee future performance.
 Source: FactSet

Price data

Ø price 5 days Ø volume 5 days (pcs.)	26.7320 USD (0)
Ø price 30 days Ø volume 30 days (pcs.)	26.3481 USD (0)
Ø price 100 days Ø volume 100 days (pcs.)	27.2273 USD (0)
Ø price 250 days Ø volume 250 days (pcs.)	31.7791 USD (0)
YTD High date	29.4785 USD (2024/01/02)
YTD Low date	24.8950 USD (2024/04/18)
52 Weeks High date	40.8835 USD (2023/06/13)
52 Weeks Low date	24.8950 USD (2024/04/18)

Recent Research

on underlying	on sector	on market	
Date		Headline	Download
2024/05/29		Global Equity Ratings	
2024/05/29		Aktienempfehlungen Global	
2024/04/26		Global Equity Ratings	
2024/04/26		Aktienempfehlungen Global	
2024/04/03		Global Equity Ratings	