

# PFIZER INC. FUTURE (PFEF) - EUX/C11

2024/04/26 18:31:51

**Price**  
**25.0933** USD

**Difference**  **-0.39% (-0.10)**

### General attributes

Symbol	PFEFC11
Exchange	Eurex
Currency	USD
Security type	Future
Underlying	PFIZER INC
Maturity	03-2025
Contract size	100

### Market data

Bid (Bid size)	- USD (-)
Ask (Ask size)	- USD (-)
Open	25.0933 USD
High	25.0933 USD
Low	25.0933 USD
Close (prev. day)	25.1917 USD
Underlying	PFIZER INC
Underlying price (date)	25.40 (24/04/26)
Settlement price (date)	25.09 (24/04/26)
Open Interest	0

### Performance and Risk

	6m	1y	3y
Perf (%)	-19.12%	-35.33%	-
Perf (abs.)	-5.93	-13.71	-
Beta	-	-	-
Volatility	27.56	25.60	-

### Futures and Options

Related Futures	-
Related Options	-

5y












Information about previous performance does not guarantee future performance.  
Source: FactSet

### Price data

Ø price 5 days   Ø volume 5 days (pcs.)	25.6419 USD (0)
Ø price 30 days   Ø volume 30 days (pcs.)	26.5044 USD (0)
Ø price 100 days   Ø volume 100 days (pcs.)	27.3506 USD (0)
Ø price 250 days   Ø volume 250 days (pcs.)	32.0079 USD (0)
YTD High   date	29.4785 USD (2024/01/02)
YTD Low   date	24.8950 USD (2024/04/18)
52 Weeks High   date	40.8835 USD (2023/06/13)
52 Weeks Low   date	24.8950 USD (2024/04/18)

### Recent Research

on underlying	on sector	on market	
Date		Headline	Download
2024/04/26		Global Equity Ratings	
2024/04/26		Aktienempfehlungen Global	
2024/04/03		Global Equity Ratings	
2024/04/03		Aktienempfehlungen Global	
2024/03/13		Global Equity Ratings	