

# RECKITT BENCKISER PLC FUTURE (RBF) - EUX/C13

2024/06/21 19:17:39

Price  
**4,477.3187** GBP

Difference  -0.34% (-15.18)

### General attributes

Symbol	RBFGC13
Exchange	Eurex
Currency	GBP
Security type	Future
Underlying	RECKITT BENCKISER GROUP PLC
Maturity	07-2025
Contract size	1,000

### Market data

Bid (Bid size)	- GBP (-)
Ask (Ask size)	- GBP (-)
Open	4,477.3187 GBP
High	4,477.3187 GBP
Low	4,477.3187 GBP
Close (prev. day)	4,492.4949 GBP
Underlying	RECKITT BENCKISER GROUP PLC
Underlying price (date)	4,422.00 (24/06/26)
Settlement price (date)	4,437.87 (24/06/25)
Open Interest	0

### Performance and Risk

	6m	1y	3y
Perf (%)	-19.11%	-28.85%	-
Perf (abs.)	-1,057.43	-1,815.38	-
Beta	-	-	-
Volatility	42.80	30.15	-

### Futures and Options

Related Futures	-
Related Options	-












Information about previous performance does not guarantee future performance.  
Source: FactSet

### Price data

Ø price 5 days   Ø volume 5 days (pcs.)	4,460.8734 GBP (0)
Ø price 30 days   Ø volume 30 days (pcs.)	- GBP (-)
Ø price 100 days   Ø volume 100 days (pcs.)	4,930.3614 GBP (0)
Ø price 250 days   Ø volume 250 days (pcs.)	5,533.8204 GBP (0)
YTD High   date	6,013.7534 GBP (2024/02/26)
YTD Low   date	4,146.6330 GBP (2024/04/03)
52 Weeks High   date	6,312.6145 GBP (2023/06/23)
52 Weeks Low   date	4,146.6330 GBP (2024/04/03)

### Recent Research

on underlying		on sector	
Date		Headline	Download
2022/05/04		Global Equity Ratings	
2022/05/04		Aktienempfehlungen Global	
2022/04/27		Global Equity Ratings	
2022/04/27		Aktienempfehlungen Global	
2022/04/14		Global Equity Ratings	