

NETFLIX INC. FUTURE (NTFF) - EUX/C10

2024/08/21 18:45:23

Price
726.7253 USDDifference  0.09% (0.64)

General attributes

| | |
|---------------|-------------|
| Symbol | NTFFC10 |
| Exchange | Eurex |
| Currency | USD |
| Security type | Future |
| Underlying | NETFLIX INC |
| Maturity | 06-2025 |
| Contract size | 100 |

Market data

| | |
|-------------------------|-------------------|
| Bid (Bid size) | - USD (-) |
| Ask (Ask size) | - USD (-) |
| Open | 726.7253 USD |
| High | 726.7253 USD |
| Low | 726.7253 USD |
| Close (prev. day) | 726.0858 USD |
| Underlying | NETFLIX INC |
| Underlying price (date) | 697.12 (24/08/21) |
| Settlement price (date) | 726.73 (24/08/21) |
| Open Interest | 0 |

Performance and Risk

| | 6m | 1y | 3y |
|-------------|---------|---------|----|
| Perf (%) | +21.39% | +72.79% | - |
| Perf (abs.) | +128.08 | +306.15 | - |
| Beta | - | - | - |
| Volatility | 45.77 | 40.97 | - |

Futures and Options

| | |
|-----------------|---|
| Related Futures | - |
| Related Options | - |













5y

Information about previous performance does not guarantee future performance.
Source: FactSet

Price data

| | |
|---|---------------------------|
| Ø price 5 days Ø volume 5 days (pcs.) | 710.3426 USD (0) |
| Ø price 30 days Ø volume 30 days (pcs.) | 669.5111 USD (0) |
| Ø price 100 days Ø volume 100 days (pcs.) | 655.9363 USD (0) |
| Ø price 250 days Ø volume 250 days (pcs.) | 547.7049 USD (0) |
| YTD High date | 726.7253 USD (2024/08/21) |
| YTD Low date | 491.0085 USD (2024/01/03) |
| 52 Weeks High date | 726.7253 USD (2024/08/21) |
| 52 Weeks Low date | 159.7220 USD (2023/12/14) |

Recent Research

| on underlying | on sector | on market | |
|---------------|---|---------------------------|---|
| Date | | Headline | Download |
| 2024/08/12 |  | Global Equity Ratings |  |
| 2024/08/12 |  | Aktienempfehlungen Global |  |
| 2024/07/24 |  | Global Equity Ratings |  |
| 2024/07/24 |  | Aktienempfehlungen Global |  |
| 2024/07/15 |  | Aktienempfehlungen Global |  |