

# NESTLÉ S.A. FUTURE (NESG) - EUX/C12

2024/08/16 19:01:43

Price  
**88.3165** CHF

Difference  0.61% (0.54)

### General attributes

Symbol	NESGC12
Exchange	Eurex
Currency	CHF
Security type	Future
Underlying	NESTLÉ SA
Maturity	08-2025
Contract size	100

### Market data

Bid (Bid size)	- CHF (-)
Ask (Ask size)	- CHF (-)
Open	88.3165 CHF
High	88.3165 CHF
Low	88.3165 CHF
Close (prev. day)	87.7805 CHF
Underlying	NESTLÉ SA
Underlying price (date)	89.82 (24/08/16)
Settlement price (date)	88.36 (24/08/16)
Open Interest	0

### Performance and Risk

	6m	1y	3y
Perf (%)	-9.53%	-14.07%	-
Perf (abs.)	-9.25	-14.37	-
Beta	-	-	-
Volatility	20.38	17.28	-

### Futures and Options

Related Futures	-
Related Options	-

5y












Information about previous performance does not guarantee future performance.  
Source: FactSet

### Price data

Ø price 5 days   Ø volume 5 days (pcs.)	87.4670 CHF (0)
Ø price 30 days   Ø volume 30 days (pcs.)	89.1450 CHF (0)
Ø price 100 days   Ø volume 100 days (pcs.)	91.1158 CHF (0)
Ø price 250 days   Ø volume 250 days (pcs.)	96.5512 CHF (0)
YTD High   date	99.1507 CHF (2024/02/05)
YTD Low   date	85.7186 CHF (2024/08/05)
52 Weeks High   date	107.5075 CHF (2023/09/21)
52 Weeks Low   date	85.7186 CHF (2024/08/05)

### Recent Research

on underlying	on sector	on market	
Date		Headline	Download
2024/08/12		Global Equity Ratings	
2024/08/12		Aktienempfehlungen Global	
2024/07/24		Global Equity Ratings	
2024/07/24		Aktienempfehlungen Global	
2024/07/15		Aktienempfehlungen Global	