

NESTLÉ S.A. FUTURE (NESG) - EUX/C12

2024/07/26 18:35:36

Price
86.5375 CHF

Difference  -1.04% (-0.91)

General attributes

Symbol	NESGC12
Exchange	Eurex
Currency	CHF
Security type	Future
Underlying	NESTLÉ SA
Maturity	07-2025
Contract size	100

Market data

Bid (Bid size)	- CHF (-)
Ask (Ask size)	- CHF (-)
Open	86.5375 CHF
High	86.5375 CHF
Low	86.5375 CHF
Close (prev. day)	87.4479 CHF
Underlying	NESTLÉ SA
Underlying price (date)	87.92 (24/07/26)
Settlement price (date)	86.54 (24/07/26)
Open Interest	0

Performance and Risk

	6m	1y	3y
Perf (%)	-11.18%	-17.28%	-
Perf (abs.)	-10.89	-18.07	-
Beta	-	-	-
Volatility	20.82	17.19	-

Futures and Options

Related Futures	-
Related Options	-

5y












Information about previous performance does not guarantee future performance.
Source: FactSet

Price data

Ø price 5 days Ø volume 5 days (pcs.)	90.4974 CHF (0)
Ø price 30 days Ø volume 30 days (pcs.)	92.1320 CHF (0)
Ø price 100 days Ø volume 100 days (pcs.)	92.7061 CHF (0)
Ø price 250 days Ø volume 250 days (pcs.)	97.6536 CHF (0)
YTD High date	99.1507 CHF (2024/02/05)
YTD Low date	86.5375 CHF (2024/07/26)
52 Weeks High date	107.5075 CHF (2023/09/21)
52 Weeks Low date	86.5375 CHF (2024/07/26)

Recent Research

on underlying	on sector	on market	
Date		Headline	Download
2024/07/24		Global Equity Ratings	
2024/07/24		Aktienempfehlungen Global	
2024/07/15		Aktienempfehlungen Global	
2024/07/12		Global Equity Ratings	
2024/06/21		Global Equity Ratings	