

NETFLIX INC. FUTURE (NTFF) - EUX/C11

2024/07/17 18:46:04

Price
672.4517 USDDifference  -1.50% (-10.22)

General attributes

Symbol	NTFFC11
Exchange	Eurex
Currency	USD
Security type	Future
Underlying	NETFLIX INC
Maturity	05-2025
Contract size	100

Market data

Bid (Bid size)	- USD (-)
Ask (Ask size)	- USD (-)
Open	672.4517 USD
High	672.4517 USD
Low	672.4517 USD
Close (prev. day)	682.6737 USD
Underlying	NETFLIX INC
Underlying price (date)	647.99 (24/07/17)
Settlement price (date)	672.45 (24/07/17)
Open Interest	0

Performance and Risk

	6m	1y	3y
Perf (%)	+35.02%	+45.49%	-
Perf (abs.)	+177.07	+213.44	-
Beta	-	-	-
Volatility	50.71	42.90	-

Futures and Options











Related Futures	-
Related Options	-



Price data

Ø price 5 days Ø volume 5 days (pcs.)	685.9660 USD (0)
Ø price 30 days Ø volume 30 days (pcs.)	701.9050 USD (0)
Ø price 100 days Ø volume 100 days (pcs.)	643.5909 USD (0)
Ø price 250 days Ø volume 250 days (pcs.)	521.4364 USD (0)
YTD High date	714.6748 USD (2024/06/20)
YTD Low date	492.7455 USD (2024/01/03)
52 Weeks High date	714.6748 USD (2024/06/20)
52 Weeks Low date	160.2936 USD (2023/12/14)

Recent Research

on underlying	on sector	on market	
Date		Headline	Download
2024/07/15		Aktienempfehlungen Global	
2024/07/12		Global Equity Ratings	
2024/06/21		Global Equity Ratings	
2024/06/21		Aktienempfehlungen Global	
2024/06/14		Global Equity Ratings	

5y