

EDENRED S.A. FUTURE (QSVF) - EUX/C12

2024/07/26 18:35:45

Price
37.9642 EURDifference  -0.14% (-0.06)

General attributes

Symbol	QSVFC12
Exchange	Eurex
Currency	EUR
Security type	Future
Underlying	EDENRED S.A.
Maturity	07-2025
Contract size	100

Market data

Bid (Bid size)	- EUR (-)
Ask (Ask size)	- EUR (-)
Open	37.9642 EUR
High	37.9642 EUR
Low	37.9642 EUR
Close (prev. day)	38.0193 EUR
Underlying	EDENRED S.A.
Underlying price (date)	37.57 (24/07/26)
Settlement price (date)	37.96 (24/07/26)
Open Interest	0

Performance and Risk

	6m	1y	3y
Perf (%)	-34.39%	-35.53%	-
Perf (abs.)	-19.90	-20.93	-
Beta	-	-	-
Volatility	49.21	36.63	-

Futures and Options

Related Futures	-
Related Options	-












Information about previous performance does not guarantee future performance.
Source: FactSet

Price data

Ø price 5 days Ø volume 5 days (pcs.)	38.6347 EUR (0)
Ø price 30 days Ø volume 30 days (pcs.)	40.4162 EUR (0)
Ø price 100 days Ø volume 100 days (pcs.)	46.0324 EUR (0)
Ø price 250 days Ø volume 250 days (pcs.)	53.2317 EUR (0)
YTD High date	60.1346 EUR (2024/01/22)
YTD Low date	36.6462 EUR (2024/07/23)
52 Weeks High date	62.8238 EUR (2023/09/20)
52 Weeks Low date	36.6462 EUR (2024/07/23)

Recent Research

on sector		on market	
Date		Headline	Download
2024/07/24		Global Equity Ratings	
2024/07/24		Aktienempfehlungen Global	
2024/07/19		Equity Weekly	
2024/07/15		Aktienempfehlungen Global	
2024/07/12		Global Equity Ratings	