

NETFLIX INC. FUTURE (NTFF) - EUX/C12

2024/08/16 19:01:45

Price
703.9987 USDDifference  1.39% (9.68)

General attributes

Symbol	NTFFC12
Exchange	Eurex
Currency	USD
Security type	Future
Underlying	NETFLIX INC
Maturity	08-2025
Contract size	100

Market data

Bid (Bid size)	- USD (-)
Ask (Ask size)	- USD (-)
Open	703.9987 USD
High	703.9987 USD
Low	703.9987 USD
Close (prev. day)	694.3176 USD
Underlying	NETFLIX INC
Underlying price (date)	674.07 (24/08/16)
Settlement price (date)	706.09 (24/08/16)
Open Interest	0

Performance and Risk

	6m	1y	3y
Perf (%)	+14.32%	+59.04%	-
Perf (abs.)	+88.16	+261.34	-
Beta	-	-	-
Volatility	37.23	37.56	-

Futures and Options

Related Futures	-
Related Options	-












Information about previous performance does not guarantee future performance.
Source: FactSet

Price data

Ø price 5 days Ø volume 5 days (pcs.)	684.5418 USD (0)
Ø price 30 days Ø volume 30 days (pcs.)	668.4309 USD (0)
Ø price 100 days Ø volume 100 days (pcs.)	653.7548 USD (0)
Ø price 250 days Ø volume 250 days (pcs.)	548.8554 USD (0)
YTD High date	717.4419 USD (2024/06/20)
YTD Low date	494.8590 USD (2024/01/03)
52 Weeks High date	717.4419 USD (2024/06/20)
52 Weeks Low date	160.8511 USD (2023/12/14)

Recent Research

on underlying	on sector	on market	
Date		Headline	Download
2024/08/12		Global Equity Ratings	
2024/08/12		Aktienempfehlungen Global	
2024/07/24		Global Equity Ratings	
2024/07/24		Aktienempfehlungen Global	
2024/07/15		Aktienempfehlungen Global	