

NETFLIX INC. FUTURE (NTFF) - EUX/C12

2024/07/17 18:46:04

Price
675.3565 USD

Difference  -1.49% (-10.24)

General attributes

Symbol	NTFFC12
Exchange	Eurex
Currency	USD
Security type	Future
Underlying	NETFLIX INC
Maturity	06-2025
Contract size	100

Market data

Bid (Bid size)	- USD (-)
Ask (Ask size)	- USD (-)
Open	675.3565 USD
High	675.3565 USD
Low	675.3565 USD
Close (prev. day)	685.5924 USD
Underlying	NETFLIX INC
Underlying price (date)	647.62 (24/07/17)
Settlement price (date)	675.36 (24/07/17)
Open Interest	0

Performance and Risk

	6m	1y	3y
Perf (%)	+35.04%	+45.39%	-
Perf (abs.)	+177.91	+214.04	-
Beta	-	-	-
Volatility	42.85	39.54	-

Futures and Options

Related Futures	-
Related Options	-












Information about previous performance does not guarantee future performance.
 Source: FactSet

Price data

Ø price 5 days Ø volume 5 days (pcs.)	688.8933 USD (0)
Ø price 30 days Ø volume 30 days (pcs.)	704.7186 USD (0)
Ø price 100 days Ø volume 100 days (pcs.)	644.1322 USD (0)
Ø price 250 days Ø volume 250 days (pcs.)	524.7957 USD (0)
YTD High date	717.4419 USD (2024/06/20)
YTD Low date	494.8590 USD (2024/01/03)
52 Weeks High date	717.4419 USD (2024/06/20)
52 Weeks Low date	160.8511 USD (2023/12/14)

Recent Research

on underlying	on sector	on market	
Date		Headline	Download
2024/07/15		Aktienempfehlungen Global	
2024/07/12		Global Equity Ratings	
2024/06/21		Global Equity Ratings	
2024/06/21		Aktienempfehlungen Global	
2024/06/14		Global Equity Ratings	