

## NETFLIX INC. FUTURE (NTFF) - EUX/C12

2024/07/15 18:41:32

Price  
**694.9678** USDDifference  1.29% (8.85)

## General attributes

Symbol	NTFFC12
Exchange	Eurex
Currency	USD
Security type	Future
Underlying	NETFLIX INC
Maturity	06-2025
Contract size	100

## Market data

Bid (Bid size)	- USD (-)
Ask (Ask size)	- USD (-)
Open	694.9678 USD
High	694.9678 USD
Low	694.9678 USD
Close (prev. day)	686.1197 USD
Underlying	NETFLIX INC
Underlying price (date)	653.2596 (24/07/16)
Settlement price (date)	694.97 (24/07/15)
Open Interest	0

## Performance and Risk

	6m	1y	3y
Perf (%)	+33.94%	+47.38%	-
Perf (abs.)	+176.09	+223.42	-
Beta	-	-	-
Volatility	42.77	39.60	-

## Futures and Options

Related Futures	-
Related Options	-

5y












Information about previous performance does not guarantee future performance.  
Source: FactSet

## Price data

Ø price 5 days   Ø volume 5 days (pcs.)	- USD (-)
Ø price 30 days   Ø volume 30 days (pcs.)	707.4509 USD (0)
Ø price 100 days   Ø volume 100 days (pcs.)	642.9478 USD (0)
Ø price 250 days   Ø volume 250 days (pcs.)	523.6637 USD (0)
YTD High   date	717.4419 USD (2024/06/20)
YTD Low   date	494.8590 USD (2024/01/03)
52 Weeks High   date	717.4419 USD (2024/06/20)
52 Weeks Low   date	160.8511 USD (2023/12/14)

## Recent Research

on underlying	on sector	on market	
Date		Headline	Download
2024/07/15		Aktienempfehlungen Global	
2024/07/12		Global Equity Ratings	
2024/06/21		Global Equity Ratings	
2024/06/21		Aktienempfehlungen Global	
2024/06/14		Global Equity Ratings	