

## NETFLIX INC. FUTURE (NTFF) - EUX/C1

2024/10/18 18:57:08

Price  
**737.64** USDDifference  6.12% (42.55)

## General attributes

Symbol	NTFFC1
Exchange	Eurex
Currency	USD
Security type	Future
Underlying	NETFLIX INC
Maturity	11-2024
Contract size	100

## Market data

Bid (Bid size)	- USD (-)
Ask (Ask size)	- USD (-)
Open	737.64 USD
High	737.64 USD
Low	737.64 USD
Close (prev. day)	695.095 USD
Underlying	NETFLIX INC
Underlying price (date)	763.89 (24/10/18)
Settlement price (date)	760.93 (24/10/18)
Open Interest	0

## Performance and Risk

	6m	1y	3y
Perf (%)	+19.65%	+110.87%	-
Perf (abs.)	+121.13	+387.83	-
Beta	-	-	-
Volatility	35.62	32.56	-

## Futures and Options

Related Futures	-
Related Options	-












Information about previous performance does not guarantee future performance.  
Source: FactSet

## Price data

Ø price 5 days   Ø volume 5 days (pcs.)	712.15 USD (0)
Ø price 30 days   Ø volume 30 days (pcs.)	706.02 USD (0)
Ø price 100 days   Ø volume 100 days (pcs.)	678.58 USD (0)
Ø price 250 days   Ø volume 250 days (pcs.)	588.09 USD (0)
YTD High   date	737.64 USD (2024/10/18)
YTD Low   date	471.92 USD (2024/01/03)
52 Weeks High   date	737.64 USD (2024/10/18)
52 Weeks Low   date	153.27 USD (2023/12/14)

## Recent Research

on underlying	on sector	on market	
Date		Headline	Download
2024/09/27		Global Equity Ratings	
2024/09/27		Aktienempfehlungen Global	
2024/09/11		Global Equity Ratings	
2024/09/11		Aktienempfehlungen Global	
2024/09/05		Global Equity Ratings	