

NETFLIX INC. FUTURE (NTFF) - EUX/C1

2024/07/15 18:41:32

Price
663.2751 USDDifference  1.32% (8.65)

General attributes

Symbol	NTFFC1
Exchange	Eurex
Currency	USD
Security type	Future
Underlying	NETFLIX INC
Maturity	07-2024
Contract size	100

Market data

Bid (Bid size)	- USD (-)
Ask (Ask size)	- USD (-)
Open	663.2751 USD
High	663.2751 USD
Low	663.2751 USD
Close (prev. day)	654.6255 USD
Underlying	NETFLIX INC
Underlying price (date)	652.345 (24/07/16)
Settlement price (date)	663.28 (24/07/15)
Open Interest	0

Performance and Risk

	6m	1y	3y
Perf (%)	+33.80%	+48.07%	-
Perf (abs.)	+167.56	+215.33	-
Beta	-	-	-
Volatility	42.27	39.56	-

Futures and Options

Related Futures	-
Related Options	-












Information about previous performance does not guarantee future performance.
Source: FactSet

Price data

Ø price 5 days Ø volume 5 days (pcs.)	- USD (-)
Ø price 30 days Ø volume 30 days (pcs.)	674.9068 USD (0)
Ø price 100 days Ø volume 100 days (pcs.)	612.5417 USD (0)
Ø price 250 days Ø volume 250 days (pcs.)	498.4121 USD (0)
YTD High date	683.7964 USD (2024/06/20)
YTD Low date	471.9195 USD (2024/01/03)
52 Weeks High date	683.7964 USD (2024/06/20)
52 Weeks Low date	153.2697 USD (2023/12/14)

Recent Research

on underlying	on sector	on market	
Date		Headline	Download
2024/07/15		Aktienempfehlungen Global	
2024/07/12		Global Equity Ratings	
2024/06/21		Global Equity Ratings	
2024/06/21		Aktienempfehlungen Global	
2024/06/14		Global Equity Ratings	