

NIKE INC. FUTURE (NKEF) - EUX/C10

2024/04/22 18:36:42

Price
96.8529 USD

Difference  -1.86% (-1.84)

General attributes

Symbol	NKEFC10
Exchange	Eurex
Currency	USD
Security type	Future
Underlying	NIKE INC. 'B'
Maturity	02-2025
Contract size	100

Market data

Bid (Bid size)	- USD (-)
Ask (Ask size)	- USD (-)
Open	96.8529 USD
High	96.8529 USD
Low	96.8529 USD
Close (prev. day)	98.6914 USD
Underlying	NIKE INC. 'B'
Underlying price (date)	94.19 (24/04/22)
Settlement price (date)	96.85 (24/04/22)
Open Interest	0

Performance and Risk

	6m	1y	3y
Perf (%)	-9.04%	-24.59%	-
Perf (abs.)	-9.62	-31.59	-
Beta	-	-	-
Volatility	30.00	27.29	-

Futures and Options

Related Futures	-
Related Options	-

5y












Information about previous performance does not guarantee future performance.
Source: FactSet

Price data

Ø price 5 days Ø volume 5 days (pcs.)	97.4742 USD (0)
Ø price 30 days Ø volume 30 days (pcs.)	98.0927 USD (0)
Ø price 100 days Ø volume 100 days (pcs.)	106.6500 USD (0)
Ø price 250 days Ø volume 250 days (pcs.)	108.4771 USD (0)
YTD High date	110.4243 USD (2024/01/02)
YTD Low date	92.0582 USD (2024/04/10)
52 Weeks High date	130.8253 USD (2023/05/08)
52 Weeks Low date	92.0582 USD (2024/04/10)

Recent Research

on underlying	on sector	on market	
Date		Headline	Download
2024/04/03		Global Equity Ratings	
2024/04/03		Aktienempfehlungen Global	
2024/03/13		Global Equity Ratings	
2024/03/13		Aktienempfehlungen Global	
2024/02/22		Aktienempfehlungen Global	