

NESTLÉ S.A. FUTURE (NESG) - EUX/C13

2024/09/18 18:41:08

Price
84.1549 CHF

Difference  -0.87% (-0.74)

General attributes

Symbol	NESGC13
Exchange	Eurex
Currency	CHF
Security type	Future
Underlying	NESTLÉ SA
Maturity	09-2025
Contract size	100

Market data

Bid (Bid size)	- CHF (-)
Ask (Ask size)	- CHF (-)
Open	84.1549 CHF
High	84.1549 CHF
Low	84.1549 CHF
Close (prev. day)	84.8957 CHF
Underlying	NESTLÉ SA
Underlying price (date)	85.70 (24/09/18)
Settlement price (date)	84.15 (24/09/18)
Open Interest	0

Performance and Risk

	6m	1y	3y
Perf (%)	-10.07%	-19.11%	-
Perf (abs.)	-9.51	-20.05	-
Beta	-	-	-
Volatility	18.13	17.76	-

Futures and Options

Related Futures	-
Related Options	-

5y












Information about previous performance does not guarantee future performance.
Source: FactSet

Price data

Ø price 5 days Ø volume 5 days (pcs.)	85.7480 CHF (0)
Ø price 30 days Ø volume 30 days (pcs.)	87.6485 CHF (0)
Ø price 100 days Ø volume 100 days (pcs.)	88.9923 CHF (0)
Ø price 250 days Ø volume 250 days (pcs.)	94.3845 CHF (0)
YTD High date	99.2664 CHF (2024/02/05)
YTD Low date	84.8957 CHF (2024/09/17)
52 Weeks High date	107.5579 CHF (2023/09/21)
52 Weeks Low date	84.8957 CHF (2024/09/17)

Recent Research

on underlying	on sector	on market	
Date		Headline	Download
2024/09/11		Global Equity Ratings	
2024/09/11		Aktienempfehlungen Global	
2024/09/05		Global Equity Ratings	
2024/09/05		Aktienempfehlungen Global	
2024/08/12		Global Equity Ratings	