

# NESTLÉ S.A. FUTURE (NESG) - EUX/C13

2024/07/16 18:50:43

Price  
**91.3556** CHF

Difference  -0.58% (-0.54)

### General attributes

Symbol	NESGC13
Exchange	Eurex
Currency	CHF
Security type	Future
Underlying	NESTLÉ SA
Maturity	07-2025
Contract size	100

### Market data

Bid (Bid size)	- CHF (-)
Ask (Ask size)	- CHF (-)
Open	91.3556 CHF
High	91.3556 CHF
Low	91.3556 CHF
Close (prev. day)	91.8925 CHF
Underlying	NESTLÉ SA
Underlying price (date)	93.42 (24/07/17)
Settlement price (date)	91.36 (24/07/16)
Open Interest	0

### Performance and Risk

	6m	1y	3y
Perf (%)	-6.15%	-12.76%	-
Perf (abs.)	-5.98	-13.37	-
Beta	-	-	-
Volatility	19.98	16.77	-

### Futures and Options

Related Futures	-
Related Options	-

5y












Information about previous performance does not guarantee future performance.  
Source: FactSet

### Price data

Ø price 5 days   Ø volume 5 days (pcs.)	92.2314 CHF (0)
Ø price 30 days   Ø volume 30 days (pcs.)	93.0717 CHF (0)
Ø price 100 days   Ø volume 100 days (pcs.)	91.9508 CHF (0)
Ø price 250 days   Ø volume 250 days (pcs.)	98.0580 CHF (0)
YTD High   date	99.2664 CHF (2024/02/05)
YTD Low   date	88.7392 CHF (2024/04/16)
52 Weeks High   date	107.5656 CHF (2023/07/27)
52 Weeks Low   date	88.7392 CHF (2024/04/16)

### Recent Research

on underlying	on sector	on market	
Date		Headline	Download
2024/07/15		Aktienempfehlungen Global	
2024/07/12		Global Equity Ratings	
2024/06/21		Global Equity Ratings	
2024/06/21		Aktienempfehlungen Global	
2024/06/14		Global Equity Ratings	