

NESTLÉ S.A. FUTURE (NESG) - EUX/C13

2024/04/16 18:53:01

Price
88.7392 CHF

Difference  -0.65% (-0.58)

General attributes

Symbol	NESGC13
Exchange	Eurex
Currency	CHF
Security type	Future
Underlying	NESTLÉ SA
Maturity	04-2025
Contract size	100

Market data

Bid (Bid size)	- CHF (-)
Ask (Ask size)	- CHF (-)
Open	88.7392 CHF
High	88.7392 CHF
Low	88.7392 CHF
Close (prev. day)	89.3179 CHF
Underlying	NESTLÉ SA
Underlying price (date)	93.18 (24/04/17)
Settlement price (date)	88.74 (24/04/16)
Open Interest	0

Performance and Risk

	6m	1y	3y
Perf (%)	-13.11%	-21.16%	-
Perf (abs.)	-13.39	-23.82	-
Beta	-	-	-
Volatility	16.78	15.59	-

Futures and Options

Related Futures	-
Related Options	-

5y












Information about previous performance does not guarantee future performance.
Source: FactSet

Price data

Ø price 5 days Ø volume 5 days (pcs.)	89.7667 CHF (0)
Ø price 30 days Ø volume 30 days (pcs.)	91.6327 CHF (0)
Ø price 100 days Ø volume 100 days (pcs.)	95.2434 CHF (0)
Ø price 250 days Ø volume 250 days (pcs.)	101.2955 CHF (0)
YTD High date	99.2664 CHF (2024/02/05)
YTD Low date	88.7392 CHF (2024/04/16)
52 Weeks High date	116.0303 CHF (2023/04/21)
52 Weeks Low date	88.7392 CHF (2024/04/16)

Recent Research

on underlying	on sector	on market	
Date		Headline	Download
2024/04/03		Global Equity Ratings	
2024/04/03		Aktienempfehlungen Global	
2024/03/13		Global Equity Ratings	
2024/03/13		Aktienempfehlungen Global	
2024/02/22		Aktienempfehlungen Global	