

PROCTER & GAMBLE CO., THE FUTURE (PGFF) - EUX/C10

2024/05/06 18:30:02

Price
167.6347 USD

Difference  **-0.08% (-0.13)**

General attributes

Symbol	PGFFC10
Exchange	Eurex
Currency	USD
Security type	Future
Underlying	PROCTER & GAMBLE CO
Maturity	02-2025
Contract size	100

Market data

Bid (Bid size)	- USD (-)
Ask (Ask size)	- USD (-)
Open	167.6347 USD
High	167.6347 USD
Low	167.6347 USD
Close (prev. day)	167.7611 USD
Underlying	PROCTER & GAMBLE CO
Underlying price (date)	166.85 (24/05/10)
Settlement price (date)	170.81 (24/05/10)
Open Interest	0

Performance and Risk

	6m	1y	3y
Perf (%)	+8.53%	+5.01%	-
Perf (abs.)	+13.18	+8.00	-
Beta	-	-	-
Volatility	15.06	14.21	-

Futures and Options

Related Futures	-
Related Options	-












Information about previous performance does not guarantee future performance.
Source: FactSet

Price data

Ø price 5 days Ø volume 5 days (pcs.)	167.6742 USD (0)
Ø price 30 days Ø volume 30 days (pcs.)	163.4816 USD (0)
Ø price 100 days Ø volume 100 days (pcs.)	159.4917 USD (0)
Ø price 250 days Ø volume 250 days (pcs.)	156.0810 USD (0)
YTD High date	168.4226 USD (2024/05/02)
YTD Low date	149.3519 USD (2024/01/18)
52 Weeks High date	168.4226 USD (2024/05/02)
52 Weeks Low date	144.4842 USD (2023/10/09)

Recent Research

on underlying		on sector		on market	
Date		Headline		Download	
2024/04/26		Global Equity Ratings			
2024/04/26		Aktienempfehlungen Global			
2024/04/03		Global Equity Ratings			
2024/04/03		Aktienempfehlungen Global			
2024/03/13		Global Equity Ratings		