

PROCTER & GAMBLE CO., THE FUTURE (PGFF) - EUX/C10

2024/04/26 18:36:05

Price
165.4971 USD

Difference  -1.09% (-1.82)

General attributes

Symbol	PGFFC10
Exchange	Eurex
Currency	USD
Security type	Future
Underlying	PROCTER & GAMBLE CO
Maturity	02-2025
Contract size	100

Market data

Bid (Bid size)	- USD (-)
Ask (Ask size)	- USD (-)
Open	165.4971 USD
High	165.4971 USD
Low	165.4971 USD
Close (prev. day)	167.3211 USD
Underlying	PROCTER & GAMBLE CO
Underlying price (date)	161.29 (24/04/26)
Settlement price (date)	165.50 (24/04/26)
Open Interest	0

Performance and Risk

	6m	1y	3y
Perf (%)	+6.73%	+4.26%	-
Perf (abs.)	+10.44	+6.76	-
Beta	-	-	-
Volatility	14.90	14.22	-

Futures and Options

Related Futures	-
Related Options	-












Information about previous performance does not guarantee future performance.
Source: FactSet

Price data

Ø price 5 days Ø volume 5 days (pcs.)	165.8730 USD (0)
Ø price 30 days Ø volume 30 days (pcs.)	163.3603 USD (0)
Ø price 100 days Ø volume 100 days (pcs.)	158.5787 USD (0)
Ø price 250 days Ø volume 250 days (pcs.)	155.9033 USD (0)
YTD High date	167.3211 USD (2024/04/25)
YTD Low date	149.3519 USD (2024/01/18)
52 Weeks High date	167.3211 USD (2024/04/25)
52 Weeks Low date	144.4842 USD (2023/10/09)

Recent Research

on underlying	on sector	on market	
Date		Headline	Download
2024/04/26		Global Equity Ratings	
2024/04/26		Aktienempfehlungen Global	
2024/04/03		Global Equity Ratings	
2024/04/03		Aktienempfehlungen Global	
2024/03/13		Global Equity Ratings	