

NEMETSCHEK AG FUTURE (NETF) - EUX/C12

2024/07/26 18:35:37

Price
89.2545 EURDifference  0.40% (0.36)

General attributes

Symbol	NETFC12
Exchange	Eurex
Currency	EUR
Security type	Future
Underlying	NEMETSCHEK SE
Maturity	07-2025
Contract size	100

Market data

Bid (Bid size)	- EUR (-)
Ask (Ask size)	- EUR (-)
Open	89.2545 EUR
High	89.2545 EUR
Low	89.2545 EUR
Close (prev. day)	88.899 EUR
Underlying	NEMETSCHEK SE
Underlying price (date)	86.40 (24/07/26)
Settlement price (date)	89.25 (24/07/26)
Open Interest	0

Performance and Risk

	6m	1y	3y
Perf (%)	+3.47%	+34.50%	-
Perf (abs.)	+3.00	+22.89	-
Beta	-	-	-
Volatility	33.94	31.28	-

Futures and Options

Related Futures	-
Related Options	-












5y

Information about previous performance does not guarantee future performance.
Source: FactSet

Price data

Ø price 5 days Ø volume 5 days (pcs.)	90.9813 EUR (0)
Ø price 30 days Ø volume 30 days (pcs.)	93.8945 EUR (0)
Ø price 100 days Ø volume 100 days (pcs.)	90.5386 EUR (0)
Ø price 250 days Ø volume 250 days (pcs.)	79.6267 EUR (0)
YTD High date	98.2811 EUR (2024/07/05)
YTD Low date	76.0333 EUR (2024/01/05)
52 Weeks High date	98.2811 EUR (2024/07/05)
52 Weeks Low date	57.4580 EUR (2023/09/26)

Recent Research

on sector		on market	
Date		Headline	Download
2024/07/26		Equity Weekly	
2024/07/24		Global Equity Ratings	
2024/07/24		Aktienempfehlungen Global	
2024/07/15		Aktienempfehlungen Global	
2024/07/12		Global Equity Ratings	